

INTERNATIONAL

Intex Development Co., Ltd.
9th Floor, Everbright Centre,
108 Gloucester Road, Wanchai,
Hong Kong
Tel: (852) 2827-0000
Fax: (852) 2311-8200
E-mail: info@intexdevelopment.com
Web: www.intexdevelopment.com

USA

Intex Recreation Corp.
P.O. Box 1440,
Long Beach, CA 90801-1440, USA
Tel: (310) 549-5400
Fax: (310) 513-6905
Web: www.intexcorp.com

EUROPE

Intex Trading B.V.
Venneveld 9
4705 RR Roosendaal,
The Netherlands
Tel: (31) 165-593920
Fax: (31) 165-593969
E-mail: info@intexcorp.nl
Web: www.intexcorp.nl

Intex Trading s.r.o.
Benešovská 23
101 00 Praha 10
Czech Republic
Tel: (420) 267 312 645
Fax: (420) 267 312 552
E-mail: info@intexcorp.cz
Web: www.intexdevelopment.com

Unitex Service (France) S.A.S.
Z.A. de Milleure Bois du Ban - N°4
71480 LE MIROIR, France
Tel: (33) 385 75 64 64
Fax: (33) 385 75 64 65
E-mail: info@intexcorp.com.fr
Web: www.intex.fr

AGP
ABOVE GROUND POOLS 2020

INTEX

©2019 Intex Marketing Ltd. - Intex Development Co., Ltd. - Intex Recreation Corp.
All rights reserved. • Printed in China
™ Trademarks used in some countries of the world under license from Intex Marketing Ltd. to
Intex Development Co., Ltd., G.P.O Box 28829, Hong Kong,
and Intex Recreation Corp., P.O. Box 1440, Long Beach, CA 90801.



INTEX[®]



dive into SUMMER



2020

AGP
ABOVE GROUND POOLS



Intex Manufacturing and Distribution Complex, Xiamen, China

ABOUT US

The Intex Family of companies is dedicated to developing and manufacturing the highest quality products that not only provide the best value in price, but are innovative, fun and exciting. Backed by excellent Customer Service, Intex also provides first-rate after sales support. The 100+ independently owned and locally operated companies that make up the Intex Family, all embrace this commitment to quality, service and price and are committed to working together to ensure the satisfaction of the families and individuals in countries across the globe who enjoy these products. This has become the hallmark of Intex around the world.

As a true industry leader, Intex boasts state of the art factories, trained and motivated people, products that meet rigorous testing requirements, and a Customer Service organization that will go extra lengths to ensure our customers are satisfied and happy with their purchases.

When you purchase an Intex product you can be confident that you are buying the best product, at the best price, backed by the best Customer Service organization in the industry.



Intex Recreation Corp., Long Beach, CA, USA



Intex Development Co. Ltd., Hong Kong



Unitex Service (France) S.A.S., France



Intex Trading B.V., The Netherlands



Intex Administration Building Landscape, Xiamen, China

2020

Intex is committed to delivering top quality products at a great value with the backing of a responsive Customer Service organization. Our above ground pool line begins with our world famous Easy Set® pools that are great for families purchasing their first pool, to our upscale Prism Frame™ pools that are an attractive step up, to our deluxe Ultra XTR™ Frame pools that are beautiful, incredibly strong and large enough for the whole neighborhood to swim in! And no pool is complete without accessories. That's why Intex provides a full line, including sand filters, saltwater systems, filter pumps, cartridges and much more that will extend your customers' swimming season and keep them coming back for more. Ask your Intex representative for any of our product catalogs – we are confident that you will agree that Intex's product line-up is unmatched in meeting your needs.

CONTENTS

THE LEADER IN ABOVE GROUND POOLS

INTEX PROVIDES THE BROADEST, MOST INNOVATIVE LINE OF ABOVE GROUND POOLS IN THE WORLD.



SMALL FRAME POOLS

The perfect pools for younger children and small yards. Easy to assemble, easy to manage. Available in multiple sizes and fun colors.

08



EASY SET® POOLS

Some of the easiest family & friend-size pools in the world to set up and enjoy! A fantastic value as well as the perfect pool for young families.

10



METAL FRAME POOLS

The “classic” backyard line of pools. Built with solid, yet easy to assemble frames, these pools come in a broad range of sizes. Great for families, friends, and the whole neighborhood!

14



PRISM FRAME™ PREMIUM POOLS

This stylish pool line offers a premium pool experience at an affordable price. The soft gray exterior and the elegant blue tile print interior provide an upscale look to complement modern backyard patio décor and furniture.

16



GRAPHITE GRAY PANEL™ POOL

Dress up your backyard with our beautiful Graphite Gray Panel™ Pool. This easy to assemble extruded panel system wraps around your Metal Frame Pool, adding beauty and elegance to your backyard landscape.

24



ULTRA XTR™ FRAME POOLS

These pools are the ultimate: big, beautiful, elegant and easy to set up and maintain. Their unique frame design makes them even stronger than standard Metal Frame Pools – built to enjoy and impress!

26



KRYSTAL CLEAR® POOLWATER SYSTEMS

Intex's line of above ground pool cleaning systems are the most innovative and broadest in the market. It keeps pool water clean and fresh all summer long.

30



POOL ACCESSORIES

From pool maintenance kits to ground cloths and pool covers, these accessories help make owning a pool easy and convenient.

40



LED LIGHTS

LED lights are easy to use and let you enjoy your pool at night.

52

HYDRO AERATION TECHNOLOGY™



IMPROVED CIRCULATION AND FILTRATION
Fine particles in water clump together and settle to the bottom of the pool during the aeration process, making it easier to filter and remove sediments through the filtration system. The improved filtration and circulation make the pool water healthier and more comfortable.



IMPROVED WATER CLARITY
By mixing air with water, the aeration process induces oxidation of iron and manganese, eliminating staining in water. The result is sparkling pool water that looks and feels great!



INCREASED NEGATIVE IONS AT THE WATER SURFACE
Increased negative ions have been proven to improve the air freshness around the pool as it removes air pollutants and neutralizes free radicals that affect air quality.

Intex® is proud to introduce our innovative Hydro Aeration Technology™ – transforming the Above Ground Pool industry, by bringing revolutionary water aeration techniques into your backyard above ground pool.

Precision engineered to fine tune our line of filtration systems, Hydro Aeration Technology™ has been incorporated into all our cartridge filter pumps, all sand filter pumps, and all combination filtration systems.



Without Hydro Aeration Technology™




With Hydro Aeration Technology™



SMALL FRAME POOLS

ESCAPE THE SUMMER HEAT

Intex's range of Rectangular Frame pools are the perfect starter pools for smaller spaces and families. Supported by strong, durable steel frames and laminated sidewalls, these pools are sturdy and will stay firmly in place. Easy to assemble, these pools are ready for water in just 30 minutes. Added features include a convenient drain plug and connection holes for optional filter pumps. Make a splash and enjoy your backyard summer retreat!



PUNCTURE-RESISTANT 3-PLY MATERIAL

English and multi-language international packaging available

Rectangular Frame Pools: 6+



MINI FRAME™ POOL

Looking for the first frame pool for growing children? Intex's Mini Frame™ pool is the perfect solution! This easy to assemble, sturdy pool is an ideal size and depth for younger children.

SPECIFICATIONS	ITEM#	CASE PACK	CASE WEIGHT
4' x 4' x 12" (1.22m x 1.22m x 30cm) Approximate set-up size Water Capacity (79%): 90 gal (342L) Ready for Water in 10 Minutes	57173NP / EP	3 ea 1 box	28.5 lb (13.0 kg)



English and multi-language international packaging available

Mini Frame™ Pools: 2+

RECTANGULAR FRAME POOLS

SPECIFICATIONS	ITEM#	WATER CAPACITY (90%)	READY FOR WATER IN	CASE PACK	CASE WEIGHT
7'2⁵/₈" x 4'11" x 23⁵/₈" (2.20m x 1.50m x 60cm) Approximate set-up size	28270NP	439 gal (1,662L)	30 Minutes	1 ea 1 box	34.4 lb (15.7 kg)
	28270EH	439 gal (1,662L)	30 Minutes	1 ea 1 box	37.2 lb (16.9 kg)
8'6¹/₂" x 5'3" x 25⁵/₈" (2.60m x 1.60m x 65cm) Approximate set-up size	28271NP	603 gal (2,282L)	30 Minutes	1 ea 1 box	38.5 lb (17.5 kg)
	28271EH	603 gal (2,282L)	30 Minutes	1 ea 1 box	41.1 lb (18.7 kg)
9'10" x 6'6³/₄" x 29¹/₂" (3.00m x 2.00m x 75cm) Approximate set-up size	28272NP	1,013 gal (3,834L)	30 Minutes	1 ea 1 box	45.5 lb (20.7 kg)
	28272EH	1,013 gal (3,834L)	30 Minutes	1 ea 1 box	48.0 lb (21.8 kg)
14'9¹/₄" x 7'2⁵/₈" x 33" (4.50m x 2.20m x 84cm) Approximate set-up size	28273NP	1,883 gal (7,127L)	30 Minutes	1 ea 1 box	86.2 lb (39.2 kg)
	28273EH	1,883 gal (7,127L)	30 Minutes	1 ea 1 box	88.0 lb (40.0 kg)


IMPROVED

EASY SET® POOLS

EXPERIENCE THE ULTIMATE SUMMER

Make a splash all summer long with Intex Easy Set® extensive line of pools. These pools are incredibly easy to assemble, easy to maintain, and fun to own. Simply spread out on level ground, inflate the top ring, fill the pool with water, and enjoy the fun.

These are the pools that revolutionized the industry, allowing millions of families to enjoy backyard swimming. Nobody has built more of them, or understands them better than Intex.



PUNCTURE-RESISTANT
3-PLY MATERIAL

English/Spanish and multi-language international packaging available

Easy Set® Pools: 6+



SPECIFICATIONS	ITEM#	CASE PACK	CASE WEIGHT
6' x 20" (1.83m x 51cm) Approximate set-up size Water Capacity (80%): 232 gal (880L) Ready for Water in 10 Minutes	28101NP	2 ea 1 box	14.7 lb (6.7 kg)
	28101EH	2 ea 1 box	19.1 lb (8.7 kg)

SPECIFICATIONS	ITEM#	VOLTAGE	FILTER PUMP	CASE PACK	CASE WEIGHT
8' x 30" (2.44m x 76cm) Approximate set-up size Water Capacity (80%): 639 gal (2,419L) Ready for Water in 10 Minutes	28110NP	-	-	1 ea 1 box	13.2 lb (6.0 kg)
	28110EH	-	-	1 ea 1 box	15.2 lb (6.9 kg)
	28111	110-120V	330 gal (1,250L)	1 ea 1 box	17.6 lb (8.0 kg)
	28111EH	110-120V (W/GFCI)	330 gal (1,250L)	1 ea 1 box	19.8 lb (9.0 kg)
	28112NP	220-240V	330 gal (1,250L)	1 ea 1 box	18.7 lb (8.5 kg)
	28112GN	12V	330 gal (1,250L)	1 ea 1 box	19.3 lb (8.8 kg)

10' x 30" (3.05m x 76cm) Approximate set-up size Water Capacity (80%): 1,018 gal (3,853L) Ready for Water in 10 Minutes	28120NP	-	-	1 ea 1 box	18.0 lb (8.2 kg)
	28120EH	-	-	1 ea 1 box	20.0 lb (9.1 kg)
	28121	110-120V	330 gal (1,250L)	1 ea 1 box	22.7 lb (10.3 kg)
	28121EH	110-120V (W/GFCI)	330 gal (1,250L)	1 ea 1 box	24.6 lb (11.2 kg)
	28122NP	220-240V	330 gal (1,250L)	1 ea 1 box	23.7 lb (10.8 kg)
	28122GN	12V	330 gal (1,250L)	1 ea 1 box	24.2 lb (11.0 kg)


12' x 30" (3.66m x 76cm) Approximate set-up size Water Capacity (80%): 1,485 gal (5,621L) Ready for Water in 10 Minutes	28130NP	-	-	1 ea 1 box	24.9 lb (11.3 kg)
	28130EH	-	-	1 ea 1 box	26.6 lb (12.1 kg)
	28131	110-120V	530 gal (2,006L)	1 ea 1 box	30.6 lb (13.9 kg)
	28131EH	110-120V (W/GFCI)	530 gal (2,006L)	1 ea 1 box	32.8 lb (14.9 kg)
	28132NP	220-240V	530 gal (2,006L)	1 ea 1 box	32.6 lb (14.8 kg)
	28132GN	12V	600 gal (2,271L)	1 ea 1 box	33.9 lb (15.4 kg)



#28101



The 330 gal (1,250L) cartridge filter pump is included in 8' (2.44m) and 10' (3.05m) Easy Set® pool sets and keeps pools fresh and clean all summer!



PUNCTURE-RESISTANT
3-PLY MATERIAL


6' x 20" (1.83m x 51cm)
Easy Set® Pools: 3+

EASY SET® POOLS

THE PERFECT POOL FOR YOUNG FAMILIES

Incredibly easy to assemble, easy to maintain, and fun to own, Intex's broad line of Easy Set® pools include a range of accessories that will keep your pool clean and enhance your swimming pool ownership experience.

Intex Easy Set® pools offer a selection of heights that grow with your family. Choose the right size that best fits your family or your backyard, for a summer to remember!



PUNCTURE-RESISTANT
3-PLY MATERIAL

English/Spanish and multi-language international packaging available

Easy Set® Pools: 6+



SPECIFICATIONS	ITEM#	VOLTAGE	FILTER PUMP	CASE PACK	CASE WEIGHT
13' x 33" (3.96m x 84cm) Approximate set-up size Water Capacity (80%): 1,926 gal (7,290L) Ready for Water in 10 Minutes	28143NP	-	-	1 ea 1 box	31.5 lb (14.3 kg)
	28143EH	-	-	1 ea 1 box	33.4 lb (15.2 kg)
	28141	110-120V	530 gal (2,006L)	1 ea 1 box	37.4 lb (17.0 kg)
	28141EH	110-120V (W/GFCI)	530 gal (2,006L)	1 ea 1 box	39.6 lb (18.0 kg)
	28142NP	220-240V	530 gal (2,006L)	1 ea 1 box	39.2 lb (17.8 kg)
	28142GN	12V	600 gal (2,271L)	1 ea 1 box	40.5 lb (18.4 kg)
15' x 33" (4.57m x 84cm) Approximate set-up size Water Capacity (80%): 2,587 gal (9,792L) Ready for Water in 15 Minutes	28157	110-120V	530 gal (2,006L)	1 ea 1 box	46.4 lb (21.1 kg)
	28157EH	110-120V (W/GFCI)	530 gal (2,006L)	1 ea 1 box	48.6 lb (22.1 kg)
	28158NP	220-240V	530 gal (2,006L)	1 ea 1 box	49.5 lb (22.5 kg)
	28158GN	12V	600 gal (2,271L)	1 ea 1 box	49.5 lb (22.5 kg)




SPECIFICATIONS	ITEM#	VOLTAGE	FILTER PUMP	LADDER	SAFETY LADDER	GROUND CLOTH	POOL COVER	CASE PACK	CASE WEIGHT
15' x 42" (4.57m x 1.07m) Approximate set-up size Water Capacity (80%): 3,284 gal (12,430L) Ready for Water in 15 Minutes	26165EH	110-120V (W/GFCI)	1,000 gal (3,785L)	✓	-	✓	✓	1 ea 1 box	90.2 lb (41.0 kg)
	26166NP	220-240V	1,000 gal (3,785L)	-	✓	✓	✓	1 ea 1 box	95.5 lb (43.4 kg)
	26166GN	12V	900 gal (3,407L)	-	✓	✓	✓	1 ea 1 box	98.1 lb (44.6 kg)
15' x 48" (4.57m x 1.22m) Approximate set-up size Water Capacity (80%): 3,736 gal (14,141L) Ready for Water in 15 Minutes	26167EH	110-120V (W/GFCI)	1,000 gal (3,785L)	✓	-	✓	✓	1 ea 1 box	97.5 lb (44.3 kg)
	26168NP	220-240V	1,000 gal (3,785L)	-	✓	✓	✓	1 ea 1 box	103.2 lb (46.9 kg)
	26168GN	12V	900 gal (3,407L)	-	✓	✓	✓	1 ea 1 box	105.4 lb (47.9 kg)
18' x 48" (5.49m x 1.22m) Approximate set-up size Water Capacity (80%): 5,455 gal (20,647L) Ready for Water in 30 Minutes	26175EH	110-120V (W/GFCI)	1,500 gal (5,678L)	✓	-	✓	✓	1 ea 1 box	134.4 lb (61.1 kg)
	26176NP	220-240V	1,500 gal (5,678L)	-	✓	✓	✓	1 ea 1 box	143.0 lb (65.0 kg)
	26176GN	12V	1,500 gal (5,678L)	-	✓	✓	✓	1 ea 1 box	144.5 lb (65.7 kg)

METAL FRAME POOLS

FAMILY VACATIONS ARE BETTER AT HOME

Designed for years of family and neighborhood fun, this "Classic" line of pools will make your backyard the place to be all summer long. Engineered for strength, these pools are supported by strong, durable steel frames. Our new innovative Composite T-Joint design provides added benefits of ease of assembly and rust prevention. Puncture-resistant SUPER-TOUGH™ laminated sidewalls are reinforced with an all-around band to keep the frame legs firmly in place. Enjoy summer fun with Intex!



PUNCTURE-RESISTANT 3-PLY MATERIAL

English/Spanish and multi-language international packaging available

Metal Frame Pools: 6+



SPECIFICATIONS	ITEM#	VOLTAGE	FILTER PUMP	CASE PACK	CASE WEIGHT
10' x 30" (3.05m x 76cm) Approximate set-up size Water Capacity (90%): 1,185 gal (4,485L) Ready for Water in 30 Minutes	28200NP	-	-	1 ea 1 box	38.3 lb (17.4 kg)
	28200EH	-	-	1 ea 1 box	40.0 lb (18.2 kg)
	28201	110-120V	330 gal (1,250L)	1 ea 1 box	42.5 lb (19.3 kg)
	28201EH	110-120V (W/GFCI)	330 gal (1,250L)	1 ea 1 box	44.7 lb (20.3 kg)
	28202NP	220-240V	330 gal (1,250L)	1 ea 1 box	43.3 lb (19.7 kg)
	28202GN	12V	330 gal (1,250L)	1 ea 1 box	44.0 lb (20.0 kg)
12' x 30" (3.66m x 76cm) Approximate set-up size Water Capacity (90%): 1,718 gal (6,503L) Ready for Water in 30 Minutes	28210NP	-	-	1 ea 1 box	48.2 lb (21.9 kg)
	28210EH	-	-	1 ea 1 box	50.2 lb (22.8 kg)
	28211	110-120V	530 gal (2,006L)	1 ea 1 box	53.9 lb (24.5 kg)
	28211EH	110-120V (W/GFCI)	530 gal (2,006L)	1 ea 1 box	55.7 lb (25.3 kg)
	28212NP	220-240V	530 gal (2,006L)	1 ea 1 box	55.4 lb (25.2 kg)
	28212GN	12V	600 gal (2,271L)	1 ea 1 box	57.0 lb (25.9 kg)



INNOVATIVE NEW T-JOINT
PRECISION ENGINEERED

- SIMPLIFIED ASSEMBLY**
- No more pins to try to align and insert – simply push all the pipes into the Composite T-Joints for a snug fit
- RUST PREVENTION**
- Composite T-Joint creates a water-tight seal with the pipe – preventing internal rust from forming
 - Composite T-Joint won't damage metal coating during pool use – preserving exterior rust protection
- DURABILITY**
- Composite T-Joints are engineered for high strength and infused with UV inhibitor to ensure weather resistance and long service life




SPECIFICATIONS	ITEM#	VOLTAGE	FILTER PUMP	LADDER	SAFETY LADDER	GROUND CLOTH	POOL COVER	CASE PACK	CASE WEIGHT
15' x 48" (4.57m x 1.22m) Approximate set-up size Water Capacity (90%): 4,440 gal (16,805L) Ready for Water in 45 Minutes	28241EH	110-120V (W/GFCI)	1,000 gal (3,785L)	✓	-	✓	✓	1 ea 1 box	150.0 lb (68.2 kg)
	28242NP	220-240V	1,000 gal (3,785L)	-	✓	✓	✓	1 ea 1 box	154.9 lb (70.4 kg)
	28242GN	12V	900 gal (3,407L)	-	✓	✓	✓	1 ea 1 box	156.4 lb (71.1 kg)
18' x 48" (5.49m x 1.22m) Approximate set-up size Water Capacity (90%): 6,423 gal (24,311L) Ready for Water in 60 Minutes	28253EH	110-120V (W/GFCI)	1,500 gal (5,678L)	✓	-	✓	✓	1 ea 1 box	197.8 lb (89.9 kg)

PRISM FRAME™ PREMIUM POOLS

ENJOY A WHOLE NEW LEVEL OF FUN

Enjoy hours of outdoor fun with Intex Prism Frame™ pools. Enhanced with strong powder-coated steel tubing and a stylish and upscale looking liner, these premium pools come in a range of sizes. From our 10' starter pool, which is great for a family's first pool and perfect for families with younger children, to our large 20' pools spacious enough for a pool party, there is an Intex Prism Frame™ pool for every family and every occasion!



PUNCTURE-RESISTANT
3-PLY MATERIAL

English/Spanish and multi-language international packaging available

Prism Frame™ Premium Pools: 6+



SPECIFICATIONS	ITEM#	VOLTAGE	FILTER PUMP	CASE PACK	CASE WEIGHT
10' x 30" (3.05m x 76cm) Approximate set-up size Water Capacity (90%): 1,185 gal (4,485L) Ready for Water in 30 Minutes	26700NP	-	-	1 ea 1 box	37.5 lb (17.1 kg)
	26700EH	-	-	1 ea 1 box	39.4 lb (17.9 kg)
	26701	110-120V	330 gal (1,250L)	1 ea 1 box	41.8 lb (19.0 kg)
	26701EH	110-120V (W/GFCI)	330 gal (1,250L)	1 ea 1 box	44.0 lb (20.0 kg)
	26702NP	220-240V	330 gal (1,250L)	1 ea 1 box	42.9 lb (19.5 kg)
	26702GN	12V	330 gal (1,250L)	1 ea 1 box	43.3 lb (19.7 kg)
12' x 30" (3.66m x 76cm) Approximate set-up size Water Capacity (90%): 1,718 gal (6,503L) Ready for Water in 30 Minutes	26710NP	-	-	1 ea 1 box	47.3 lb (21.5 kg)
	26710EH	-	-	1 ea 1 box	49.3 lb (22.4 kg)
	26711	110-120V	530 gal (2,006L)	1 ea 1 box	53.2 lb (24.2 kg)
	26711EH	110-120V (W/GFCI)	530 gal (2,006L)	1 ea 1 box	54.8 lb (24.9 kg)
	26712NP	220-240V	530 gal (2,006L)	1 ea 1 box	54.8 lb (24.9 kg)
	26712GN	12V	600 gal (2,271L)	1 ea 1 box	56.1 lb (25.5 kg)



INNOVATIVE NEW T-JOINT PRECISION ENGINEERED

SIMPLIFIED ASSEMBLY

- No more pins to try to align and insert – simply push all the pipes into the Composite T-Joints for a snug fit

RUST PREVENTION

- Composite T-Joint creates a water-tight seal with the pipe – preventing internal rust from forming
- Composite T-Joint won't damage metal coating during pool use – preserving exterior rust protection

DURABILITY

- Composite T-Joints are engineered for high strength and infused with UV inhibitor to ensure weather resistance and long service life

SPECIFICATIONS	ITEM#	VOLTAGE	FILTER PUMP	LADDER	SAFETY LADDER	GROUND CLOTH	POOL COVER	CASE PACK	CASE WEIGHT
12' x 39" (3.66m x 99cm) Approximate set-up size Water Capacity (90%): 2,270 gal (8,592L) Ready for Water in 30 Minutes	26715	110-120V	530 gal (2,006L)	✓	-	-	-	1 ea 1 box	82.9 lb (37.7 kg)
	26716NP	220-240V	530 gal (2,006L)	-	✓	-	-	1 ea 1 box	89.8 lb (40.8 kg)
	26716GN	12V	600 gal (2,271L)	-	✓	-	-	1 ea 1 box	91.5 lb (41.6 kg)
14' x 42" (4.27m x 1.07m) Approximate set-up size Water Capacity (90%): 3,357 gal (12,706L) Ready for Water in 45 Minutes	26719EH	110-120V (W/GFCI)	1,000 gal (3,785L)	✓	-	✓	✓	1 ea 1 box	130.7 lb (59.4 kg)
	26720NP	220-240V	1,000 gal (3,785L)	-	✓	✓	✓	1 ea 1 box	135.7 lb (61.7 kg)
	26720GN	12V	900 gal (3,407L)	-	✓	✓	✓	1 ea 1 box	138.4 lb (62.9 kg)
15' x 42" (4.57m x 1.07m) Approximate set-up size Water Capacity (90%): 3,861 gal (14,614L) Ready for Water in 45 Minutes	26723EH	110-120V (W/GFCI)	1,000 gal (3,785L)	✓	-	✓	✓	1 ea 1 box	140.6 lb (63.9 kg)
	26724NP	220-240V	1,000 gal (3,785L)	-	✓	✓	✓	1 ea 1 box	146.1 lb (66.4 kg)
	26724GN	12V	900 gal (3,407L)	-	✓	✓	✓	1 ea 1 box	147.8 lb (67.2 kg)


PRISM FRAME™ PREMIUM POOLS

SPLASH INTO SUMMER

Featuring new innovative T-Joints, strong powder coated metal frames and durable 3-ply material liner, our Prism Frame™ line of pools offer swimmers a premium pool experience at an affordable price. Beautifully designed, the soft gray exterior and the elegant blue tile print interior provide an upscale look to complement modern backyard décor and furniture.



IMPROVED
INNOVATIVE NEW T-JOINT
PRECISION ENGINEERED



IMPROVED
PUNCTURE-RESISTANT
3-PLY MATERIAL

English/Spanish and multi-language international packaging available

Prism Frame™ Premium Pools: 6+



Our 1,500 gal (5,678 L) filter pump included in the 18' (5.49m) Prism Frame™ Premium Pool set completely filters the pool's water in under 4 hours!

IMPROVED



STRONG, POWDER COATED STEEL TUBING

MOSAIC TILE PRINTED INSIDE LINER

CONVENIENT DRAIN PLUG




SPECIFICATIONS	ITEM#	VOLTAGE	FILTER PUMP	LADDER	SAFETY LADDER	GROUND CLOTH	POOL COVER	CASE PACK	CASE WEIGHT
15' x 48" (4.57m x 1.22m) Approximate set-up size Water Capacity (90%): 4,440 gal (16,805L) Ready for Water in 45 Minutes	26725EH	110-120V (W/GFCI)	1,000 gal (3,785L)	✓	-	✓	✓	1 ea 1 box	154.7 lb (70.3 kg)
	26726NP	220-240V	1,000 gal (3,785L)	-	✓	✓	✓	1 ea 1 box	161.5 lb (73.4 kg)
	26726GN	12V	900 gal (3,407L)	-	✓	✓	✓	1 ea 1 box	163.5 lb (74.3 kg)
18' x 48" (5.49m x 1.22m) Approximate set-up size Water Capacity (90%): 6,423 gal (24,311L) Ready for Water in 60 Minutes	26731EH	110-120V (W/GFCI)	1,500 gal (5,678L)	✓	-	✓	✓	1 ea 1 box	211.2 lb (96.0 kg)
	26732NP	220-240V	1,500 gal (5,678L)	-	✓	✓	✓	1 ea 1 box	219.3 lb (99.7 kg)
	26732GN	12V	1,500 gal (5,678L)	-	✓	✓	✓	1 ea 1 box	221.8 lb (100.8 kg)
20' x 52" (6.10m x 1.32m) Approximate set-up size Water Capacity (90%): 8,638 gal (32,695L) Ready for Water in 60 Minutes	26755EH	110-120V (W/GFCI)	1,500 gal (5,678L)	✓	-	✓	✓	1 ea 1 box	251.2 lb (114.2 kg)
	26756NP	220-240V	1,500 gal (5,678L)	-	✓	✓	✓	1 ea 1 box	259.2 lb (117.8 kg)
	26756GN	12V	1,500 gal (5,678L)	-	✓	✓	✓	1 ea 1 box	261.8 lb (119.0 kg)

PRISM FRAME™ RECTANGULAR PREMIUM POOLS

ENHANCE YOUR SWIMMING EXPERIENCE

The Prism Frame™ Rectangular line of pools is designed to fit any backyard. The pools are built to provide extra swimming space, and they hold more pool water than traditional round frame pools, allowing swimmers to appreciate the maximized swimming area. Constructed with puncture-resistant 3-ply durable material, the inside liner offers beautiful mosaic tile design. With a sophisticated look, Intex Prism Frame™ Rectangular pools will provide families with endless summer fun!



PUNCTURE-RESISTANT
3-PLY MATERIAL

English/Spanish and multi-language international packaging available

Prism Frame™ Premium Pools: 6+



Our 1,000 gal (3,785 L) filter pump included in the 16' x 8' x 42" (4.88m x 2.44m x 1.07m) Prism Frame™ Premium Pool set completely filters the pool's water in under 4 hours!

STRONG, POWDER COATED STEEL TUBING

MOSAIC TILE PRINTED INSIDE LINER

CONVENIENT DRAIN PLUG




SPECIFICATIONS	ITEM#	VOLTAGE	FILTER PUMP	LADDER	SAFETY LADDER	GROUND CLOTH	POOL COVER	CASE PACK	CASE WEIGHT
9'10" x 5'9" x 31½" (3.00m x 1.75m x 80cm) Approximate set-up size Water Capacity (90%): 935 gal (3,539L) Ready for Water in 45 Minutes	26784NP	220-240V	530 gal (2,006L)	✓	-	-	-	1 ea 1 box	106.3 lb (48.3 kg)
	26784GN	12V	600 gal (2,271L)	✓	-	-	-	1 ea 1 box	109.3 lb (49.7 kg)
13'1½" x 6'6¾" x 39½" (4.00m x 2.00m x 1.00m) Approximate set-up size Water Capacity (90%): 1,806 gal (6,836L) Ready for Water in 45 Minutes	26788NP	220-240V	530 gal (2,006L)	-	✓	-	-	1 ea 1 box	151.6 lb (68.9 kg)
	26788GN	12V	600 gal (2,271L)	-	✓	-	-	1 ea 1 box	152.9 lb (69.5 kg)
16' x 8' x 42" (4.88m x 2.44m x 1.07m) Approximate set-up size Water Capacity (90%): 2,873 gal (10,874L) Ready for Water in 60 Minutes	26791EH	110-120V (W/GFCI)	1,000 gal (3,785L)	✓	-	✓	✓	1 ea 1 box	187.0 lb (85.0 kg)
	26792NP	220-240V	1,000 gal (3,785L)	-	✓	✓	✓	1 ea 1 box	191.8 lb (87.2 kg)
	26792GN	12V	900 gal (3,407L)	-	✓	✓	✓	1 ea 1 box	194.5 lb (88.4 kg)

PRISM FRAME™ OVAL PREMIUM POOLS

ENJOY A PRISTINE POOL EXPERIENCE

Completing the range of Prism Frame™ pools are our new Prism Frame™ Oval pools. Premium features include quality powder coated steel frames, durable 3-ply material liner and a beautiful design. These elegantly shaped pools with 48" walls provide a great combination of size and water volume for a great backyard pool. Paired with a powerful 1500 GPH pump with Hydro Aeration Technology™, the Prism Frame™ Oval pools are sure to provide a pristine pool experience.



PUNCTURE-RESISTANT
3-PLY MATERIAL

English/Spanish and multi-language international packaging available

Oval Frame™ Premium Pools: 6+



Our 1,500 gal (5,678 L) filter pump included in the 16'6" x 9' x 48" (5.03m x 2.74m x 1.22m) Prism Frame™ Oval Premium Pool set completely filters the pool's water in under 4 hours!



SPECIFICATIONS	ITEM#	VOLTAGE	FILTER PUMP	LADDER	SAFETY LADDER	GROUND CLOTH	POOL COVER	CASE PACK	CASE WEIGHT
16'6" x 9' x 48" (5.03m x 2.74m x 1.22m) Approximate set-up size Water Capacity (90%): 3,531 gal (13,365L) Ready for Water in 60 Minutes	26795EH	110-120V(W/GFCI)	1,500 gal (5,678L)	✓	-	✓	✓	1 ea 1 box	238.5 lb (108.4 kg)
	26796NP	220-240V	1,500 gal (5,678L)	-	✓	✓	✓	1 ea 1 box	246.6 lb (112.1 kg)
	26796GN	12V	1,500 gal (5,678L)	-	✓	✓	✓	1 ea 1 box	249.7 lb (113.5 kg)
20' x 10' x 48" (6.10m x 3.05m x 1.22m) Approximate set-up size Water Capacity (90%): 4,809 gal (18,202L) Ready for Water in 60 Minutes	26797EH	110-120V (W/GFCI)	1,500 gal (5,678L)	✓	-	✓	✓	1 ea 1 box	278.1 lb (126.4 kg)
	26798NP	220-240V	1,500 gal (5,678L)	-	✓	✓	✓	1 ea 1 box	286.9 lb (130.4 kg)
	26798GN	12V	1,500 gal (5,678L)	-	✓	✓	✓	1 ea 1 box	289.5 lb (131.6 kg)

GRAPHITE GRAY PANEL™ POOLS

INTEX'S HIGH-END PANEL WALL POOL BRINGS INCREDIBLE VALUE AND SOPHISTICATION TO YOUR BACKYARD

Following the latest color trends in exterior decking and home siding, the Graphite Gray Panel™ Pool offers the appearance of a high-end, custom-built swimming pool at a value you may only expect from Intex. While the panels have the look of natural wood, they are made of high-density plastic, eliminating the need for weather staining or termite protection. Better yet, the Graphite Gray Panel™ Pool is easy to assemble and comes equipped with Intex' highest-grade pool accessories, including the Krystal Clear® Sand Filter Pump.



15'8" x 49" (4.78m x 1.24m) Graphite Gray Panel™ Pool come with the 1,200 gal (4.5 m³) per hour Sand Filter Pump, which promises to keep pool water crystal clear!



PUNCTURE-RESISTANT 3-PLY MATERIAL **IMPROVED INNOVATIVE NEW T-JOINT PRECISION ENGINEERED**

English/Spanish and multi-language international packaging available

Graphite Gray Panel™ Pools: 6+

SPECIFICATIONS

	ITEM#	VOLTAGE	SAND FILTER PUMP	LADDER	SAFETY LADDER	GROUND CLOTH	POOL COVER	CASE PACK	CASE WEIGHT
15'8" x 49" (4.78m x 1.24m) Approximate set-up size Water Capacity (90%): 4,440 gal (16,805L) Ready for Water in 120 Minutes	26383EH	110-120V(W/GFCI)	1,200 gal (4.5m³)	✓	-	✓	✓	1 ea 3 boxes	497.6 lb (226.2 kg)
	26384NP	220-240V	1,200 gal (4.5m³)	-	✓	✓	✓	1 ea 3 boxes	501.6 lb (228.0 kg)
	26384GN	220-240V (W/RCD)	1,200 gal (4.5m³)	-	✓	✓	✓	1 ea 3 boxes	505.3 lb (229.7 kg)

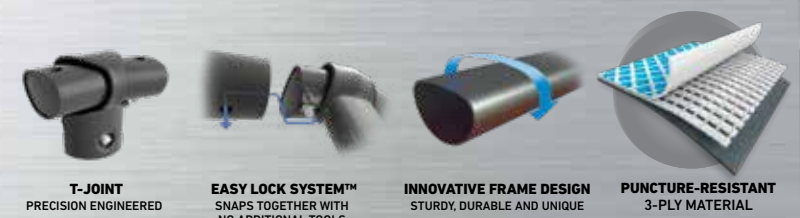


2
YEAR
WARRANTY

FRAME POOLS

ENJOY THE ULTIMATE POOL EXPERIENCE WITH THE ULTRA XTR™ FRAME POOL

- Uniquely designed frame combines high quality galvanized steel with precision engineered locking system, enhancing the overall quality, durability and stability of the pools
- Encapsulating inner and outer powder coating ensures the ultimate resistance to rust
- Easy to assemble – frame components simply snap together with no locking pins needed
- Extra strong and durable liner
- Equipped with Krystal Clear® Sand Filter Pump with Hydro Aeration Technology™
- 2-year warranty that guarantees a peace of mind pool ownership



English/Spanish and multi-language international packaging available

Ultra XTR™ Frame Pools: 6+



SPECIFICATIONS	ITEM#	VOLTAGE	SAND FILTER PUMP	LADDER	SAFETY LADDER	GROUND CLOTH	POOL COVER	CASE PACK	CASE WEIGHT
16' x 48" (4.88m x 1.22m) Approximate set-up size Water Capacity (90%): 5,061 gal (19,156L) Ready for Water in 45 Minutes	26325EH	110-120V(W/GFCI)	1,200 gal (4.5m³)	✓	-	✓	✓	1 ea 1 box	220.7 lb (100.3 kg)
	26326NP	220-240V	1,200 gal (4.5m³)	-	✓	✓	✓	1 ea 1 box	227.3 lb (103.3 kg)
	26326GN	220-240V(W/RCD)	1,200 gal (4.5m³)	-	✓	✓	✓	1 ea 1 box	229.7 lb (104.4 kg)

SPECIFICATIONS	ITEM#	VOLTAGE	SAND FILTER PUMP	LADDER	SAFETY LADDER	GROUND CLOTH	POOL COVER	CASE PACK	CASE WEIGHT
18' x 52" (5.49m x 1.32m) Approximate set-up size Water Capacity (90%): 6,981 gal (26,423L) Ready for Water in 60 Minutes	26329EH	110-120V(W/GFCI)	2,100 gal (7.9m³)	✓	-	✓	✓	1 ea 1 box	277.0 lb (125.9 kg)
	26330NP	220-240V	2,100 gal (7.9m³)	-	✓	✓	✓	1 ea 1 box	281.8 lb (128.1 kg)
	26330GN	220-240V(W/RCD)	2,100 gal (7.9m³)	-	✓	✓	✓	1 ea 1 box	283.8 lb (129.0 kg)

SPECIFICATIONS	ITEM#	VOLTAGE	SAND FILTER PUMP	LADDER	SAFETY LADDER	GROUND CLOTH	POOL COVER	CASE PACK	CASE WEIGHT
20' x 48" (6.10m x 1.22m) Approximate set-up size Water Capacity (90%): 7,947 gal (30,079L) Ready for Water in 60 Minutes	26333EH	110-120V(W/GFCI)	2,100 gal (7.9m³)	✓	-	✓	✓	1 ea 1 box	288.0 lb (130.9 kg)
	26334NP	220-240V	2,100 gal (7.9m³)	-	✓	✓	✓	1 ea 1 box	294.1 lb (133.7 kg)
	26334GN	220-240V(W/RCD)	2,100 gal (7.9m³)	-	✓	✓	✓	1 ea 1 box	296.1 lb (134.6 kg)

SPECIFICATIONS	ITEM#	VOLTAGE	SAND FILTER PUMP	LADDER	SAFETY LADDER	GROUND CLOTH	POOL COVER	CASE PACK	CASE WEIGHT
24' x 52" (7.32m x 1.32m) Approximate set-up size Water Capacity (90%): 12,481 gal (47,241L) Ready for Water in 60 Minutes	26339EH	110-120V(W/GFCI)	2,800 gal (10.5m³)	✓	-	✓	✓	1 ea 1 box	373.3 lb (169.7 kg)
	26340NP	220-240V	2,800 gal (10.5m³)	-	✓	✓	✓	1 ea 1 box	379.1 lb (172.3 kg)
	26340GN	220-240V(W/RCD)	2,800 gal (10.5m³)	-	✓	✓	✓	1 ea 1 box	381.5 lb (173.4 kg)



2
YEAR
WARRANTY

RECTANGULAR FRAME POOLS

INTEX ULTRA XTR™ PREMIUM POOL LINE

Maximize your pool experience with our largest Ultra XTR™ Frame pools. Classic rectangular shape, elegant dark gray liner with water-blue tile print interior and brilliant white copings will make a fashion statement anywhere. With this luxury pool, add summer fun and beauty to any backyard!



English/Spanish and multi-language international packaging available

Ultra XTR™ Frame Pools: 6+



SPECIFICATIONS	ITEM#	VOLTAGE	SAND FILTER PUMP	LADDER	SAFETY LADDER	GROUND CLOTH	POOL COVER	CASE PACK	CASE WEIGHT
18' x 9' x 52" (5.49m x 2.74m x 1.32m) Approximate set-up size Water Capacity (90%): 4,545 gal (17,203L) Ready for Water in 60 Minutes	26355EH	110-120V (W/GFCI)	1,200 gal (4.5m³)	✓	-	✓	✓	1 ea 1 box	280.1 lb (127.3 kg)
	26356NP	220-240V	1,200 gal (4.5m³)	-	✓	✓	✓	1 ea 1 box	284.7 lb (129.4 kg)
	26356GN	220-240V (W/RCD)	1,200 gal (4.5m³)	-	✓	✓	✓	1 ea 1 box	288.2 lb (131.0 kg)



SPECIFICATIONS	ITEM#	VOLTAGE	SAND FILTER PUMP	SAND FILTER PUMP & SALTWATER SYSTEM	LADDER	SAFETY LADDER	GROUND CLOTH	POOL COVER	DELUXE POOL MAINTENANCE KIT	VOLLEYBALL SET	CASE PACK	CASE WEIGHT
24' x 12' x 52" (7.32m x 3.66m x 1.32m) Approximate set-up size Water Capacity (90%): 8,403 gal (31,805L) Ready for Water in 60 Minutes	26363EH	110-120V (W/GFCI)	2,100 gal (7.9m³)	-	✓	-	✓	✓	-	-	1 ea 2 boxes	400.6 lb (182.1 kg)
	26364NP	220-240V	2,100 gal (7.9m³)	-	-	✓	✓	✓	-	-	1 ea 2 boxes	405.7 lb (184.4 kg)
	26364GN	220-240V (W/RCD)	2,100 gal (7.9m³)	-	-	✓	✓	✓	-	-	1 ea 2 boxes	407.4 lb (185.2 kg)
	26367EH	110-120V (W/GFCI)	-	2,100 gal (7.9m³)	✓	-	✓	✓	✓	✓	1 ea 2 boxes	436.0 lb (198.2 kg)
	26368NP	220-230V	-	2,100 gal (7.9m³)	-	✓	✓	✓	✓	✓	1 ea 2 boxes	441.5 lb (200.7 kg)

SPECIFICATIONS	ITEM#	VOLTAGE	SAND FILTER PUMP	SAND FILTER PUMP & SALTWATER SYSTEM	LADDER	SAFETY LADDER	GROUND CLOTH	POOL COVER	DELUXE POOL MAINTENANCE KIT	VOLLEYBALL SET	CASE PACK	CASE WEIGHT
32' x 16' x 52" (9.75m x 4.88m x 1.32m) Approximate set-up size Water Capacity (90%): 14,364 gal (54,368L) Ready for Water in 90 Minutes	26373EH	110-120V (W/GFCI)	2,800 gal (10.5m³)	-	✓	-	✓	✓	-	-	1 ea 2 boxes	548.2 lb (249.2 kg)
	26374NP	220-240V	2,800 gal (10.5m³)	-	-	✓	✓	✓	-	-	1 ea 2 boxes	553.5 lb (251.6 kg)
	26374GN	220-240V (W/RCD)	2,800 gal (10.5m³)	-	-	✓	✓	✓	-	-	1 ea 2 boxes	555.9 lb (252.7 kg)
	26377EH	110-120V (W/GFCI)	-	2,650 gal (10.0m³)	✓	-	✓	✓	✓	✓	1 ea 2 boxes	588.5 lb (267.5 kg)
	26378NP	220-230V	-	2,650 gal (10.0m³)	-	✓	✓	✓	✓	✓	1 ea 2 boxes	592.7 lb (269.4 kg)

KRYSTAL CLEAR® FILTRATION & SANITATION SYSTEMS

INNOVATION IN POOL CLEANING

Swimming pool maintenance plays an integral part in your overall pool owning experience. Intex understands that the process of keeping your pool water clean can be overwhelming, that is why we have designed and engineered our line of Krystal Clear® filtration and sanitation systems to take the leg work out of keeping your pool sparkling clean.



COMBINATION FILTRATION & SANITATION SYSTEMS



HYDRO AERATION TECHNOLOGY™
2 models
(Details on page 39)

SAND FILTER PUMP & SALTWATER SYSTEMS WITH E.C.O. (ELECTROCATALYTIC OXIDATION)

Combines sand filter pump with saltwater system



POOL FILTRATION SYSTEMS



HYDRO AERATION TECHNOLOGY™
5 models
(Details on pages 32-33)

CARTRIDGE FILTER PUMPS

Advantages:

- Cartridges provide excellent water filtration
- Easy to use: simply replace the old cartridge with a new one every 2 weeks
- Intex high quality replacement cartridges are widely available
- 24-hour auto timer on some models



HYDRO AERATION TECHNOLOGY™
4 models
(Details on pages 34-35)

SAND FILTER PUMPS

Advantages:

- All natural sand provides excellent water filtration
- Economical & environmentally friendly
- Requires virtually no maintenance except replacement of sand every 5 years
- 24-hour auto timer included

POOL SANITATION SYSTEMS



HYDRO AERATION TECHNOLOGY™
2 models
(Details on page 36)

SALTWATER SYSTEM WITH E.C.O. (ELECTROCATALYTIC OXIDATION)

Advantages:

- Eliminates bacteria & algae from pool water using a virtually undetectable amount of all natural salt
- Much gentler on skin, eyes, clothes, and hair than packaged chlorine
- Salt is economical & much more environmentally friendly than packaged chlorine
- 24-hour auto timer included



HYDRO AERATION TECHNOLOGY™
1 model
(Details on page 37)

SALTWATER SYSTEM WITH OZONE

Advantages:

- Ozone is the most powerful sanitizing method for pool water.
- The only 100% natural and biodegradable pool sanitizing agent.
- Odorless
- Saltwater system provides residual cleaning action and soft, smooth water for swimmers.
- 24-hour auto timer included.

POOL FILTRATION SYSTEMS

KRYSTAL CLEAR® CARTRIDGE FILTER PUMPS

Efficient filtration is essential for a quality swim experience. Who wants to swim in a dirty pool?

Intex's line of pumps and cartridges guarantee a cleaner pool with:

- Powerful pumps in several of our most popular pool sets
- Filter cartridges with thicker, heavier paper and more pleats
- Water inlet jets for enhanced water flow back into the pool
- 2-year warranty

The results will be faster water circulation, improved filtration, and best of all – a superior swim experience!



- Easy installation – just hook-up hoses and plug in
- Double insulated pump
- Air release valve for air trapped inside filter chamber
- Sediment flush valve at bottom of filter chamber (28635/28636/28633/28634)



- Auto timer for easier use (28635/28636/28633/28634), except 28636GS
- Conforms to UL/CSA standards (110-120V models)
- CE approved (220-240V models)
- TUV-GS approved (GS designation models)
- Shelf box



#28601
#28602



#28603
#28604



#28637
#28638



	Voltage	Easy Set® Pool Models	Frame™ Pool Models	Prism Frame™ Rectangular Pool Models	Pump flow rate gal (L)/hr	System flow rate gal (L)/hr	Case Pack	Case Weight lb (kg)
28601	110-120V	6'8"/10' (1.83m/2.44m/3.05m)	10' (3.05m)	-	330 (1,250)	300 (1,136)	4 ea	22.3 (10.1)
28601EG	110-120V (W/GFCI)	6'8"/10' (1.83m/2.44m/3.05m)	10' (3.05m)	-	330 (1,250)	300 (1,136)	4 ea	23.3 (10.6)
28602	220-240V	6'8"/10' (1.83m/2.44m/3.05m)	10' (3.05m)	-	330 (1,250)	265 (1,003)	4 ea	23.4 (10.7)
28602GS	12V	6'8"/10' (1.83m/2.44m/3.05m)	10' (3.05m)	-	330 (1,250)	300 (1,136)	4 ea	28.5 (13.0)
28603	110-120V	12'/13'/15' (3.66m/3.96m/4.57m)	12' (3.66m)	9'10"/13'1½" (3.00m/4.00m)	530 (2,006)	475 (1,798)	4 ea	28.7 (13.0)
28603EG	110-120V (W/GFCI)	12'/13'/15' (3.66m/3.96m/4.57m)	12' (3.66m)	9'10"/13'1½" (3.00m/4.00m)	530 (2,006)	475 (1,798)	4 ea	30.1 (13.7)
28604	220-240V	12'/13'/15' (3.66m/3.96m/4.57m)	12' (3.66m)	9'10"/13'1½" (3.00m/4.00m)	530 (2,006)	450 (1,703)	4 ea	31.1 (14.1)
28604GS	12V	12'/13'/15' (3.66m/3.96m/4.57m)	12' (3.66m)	9'10"/13'1½" (3.00m/4.00m)	600 (2,271)	500 (1,893)	4 ea	40.2 (18.3)
28637EG	110-120V (W/GFCI)	15' (4.57m)	14'/15' (4.27m/4.57m)	16' x 8' (4.88m x 2.44m)	1,000 (3,785)	750 (2,839)	4 ea	34.5 (15.7)
28638	220-240V	15' (4.57m)	14'/15' (4.27m/4.57m)	16' x 8' (4.88m x 2.44m)	1,000 (3,785)	710 (2,687)	4 ea	36.3 (16.5)
28638GS	12V	15' (4.57m)	14'/15' (4.27m/4.57m)	16' x 8' (4.88m x 2.44m)	900 (3,407)	700 (2,650)	4 ea	50.8 (23.1)



	Voltage	Easy Set® Pool Models	Frame™ Pool Models	Prism Frame™ Oval Pool Models	Pump flow rate gal (L)/hr	System flow rate gal (L)/hr	Case Pack	Case Weight lb (kg)
28635EG	110-120V (W/GFCI)	18' (5.49m)	18'/20' (5.49m/6.10m)	16½'/20' (5.03m/6.10m)	1,500 (5,678)	1,180 (4,466)	1 ea	16.4 (7.5)
28636	220-240V	18' (5.49m)	18'/20' (5.49m/6.10m)	16½'/20' (5.03m/6.10m)	1,500 (5,678)	1,150 (4,353)	1 ea	23.7 (10.8)
28636GS	12V	18' (5.49m)	18'/20' (5.49m/6.10m)	16½'/20' (5.03m/6.10m)	1,500 (5,678)	1,100 (4,164)	1 ea	23.3 (10.6)
28633EG	110-120V (W/GFCI)	-	-	-	2,500 (9,463)	1,900 (7,192)	1 ea	24.2 (11.0)
28634	220-240V	-	-	-	2,500 (9,463)	1,900 (7,192)	1 ea	25.2 (11.5)
28634GS	220-240V (W/RCD)	-	-	-	2,500 (9,463)	1,750 (6,624)	1 ea	27.7 (12.6)

KRYSTAL CLEAR® SAND FILTER PUMPS

Sand Filters are one of the most popular ways to keep pool water clean. Not only is it effective, it saves on cost and time since the sand needs replacement just once every five years – making the sand filter system one of the easiest to maintain. As an alternative, Intex Glass Filter Media (item# 29058) may also be used in place of conventional sand.



	Voltage	Ultra XTR™ Frame Pool Models	Ultra XTR™ Rectangular Frame Pool Models	Graphite Gray Panel™ Pool Models	Tank Size	hp	Glass Capacity lb (kg)	Sand Capacity lb (kg)	Pump flow rate gal (m³)/hr	System flow rate gal (m³)/hr	Case Pack	Case Weight lb (kg)
26643EG	110-120V (W/GFCI)	16' (4.88m)	18' x 9' (5.49m x 2.74m)	15'8" (4.78m)	10" (254mm)	0.25	18.5 (8.5)	26 (12)	1,200 (4.5)	1,050 (4.0)	1 ea	27.5 (12.5)
26644	220-240V	16' (4.88m)	18' x 9' (5.49m x 2.74m)	15'8" (4.78m)	10" (254mm)	0.25	18.5 (8.5)	26 (12)	1,200 (4.5)	1,050 (4.0)	1 ea	28.7 (13.1)
26644GS	220-240V (W/RCD)	16' (4.88m)	18' x 9' (5.49m x 2.74m)	15'8" (4.78m)	10" (254mm)	0.25	18.5 (8.5)	26 (12)	1,200 (4.5)	970 (3.7)	1 ea	31.1 (14.1)
26645EG	110-120V (W/GFCI)	18' /20' (5.49m/6.10m)	24' x 12' (7.32m x 3.66m)	-	12" (305mm)	0.30	35 (16)	50 (23)	2,100 (7.9)	1,600 (6.0)	1 ea	38.5 (17.5)
26646	220-240V	18' /20' (5.49m/6.10m)	24' x 12' (7.32m x 3.66m)	-	12" (305mm)	0.30	35 (16)	50 (23)	2,100 (7.9)	1,600 (6.0)	1 ea	39.4 (17.9)
26646GS	220-240V (W/RCD)	18' /20' (5.49m/6.10m)	24' x 12' (7.32m x 3.66m)	-	12" (305mm)	0.30	35 (16)	50 (23)	2,100 (7.9)	1,250 (4.7)	1 ea	40.9 (18.6)
26647EG	110-120V (W/GFCI)	24' (7.32m)	32' x 16' (9.75m x 4.88m)	-	14" (360mm)	0.60	55 (25)	77 (35)	2,800 (10.5)	2,150 (8.0)	1 ea	48.4 (22.0)
26648	220-240V	24' (7.32m)	32' x 16' (9.75m x 4.88m)	-	14" (360mm)	0.60	55 (25)	77 (35)	2,800 (10.5)	2,150 (8.0)	1 ea	49.3 (22.4)
26648GS	220-240V (W/RCD)	24' (7.32m)	32' x 16' (9.75m x 4.88m)	-	14" (360mm)	0.60	55 (25)	77 (35)	2,800 (10.5)	1,900 (7.2)	1 ea	50.9 (23.1)
26651EG	110-120V (W/GFCI)	-	-	-	16" (410mm)	0.75	85 (38)	120 (55)	3,000 (11.3)	2,450 (9.2)	1 ea	50.7 (23.1)
26652	220-240V	-	-	-	16" (410mm)	0.75	85 (38)	120 (55)	3,200 (12.0)	2,450 (9.2)	1 ea	52.9 (24.0)
26652GS	220-240V (W/RCD)	-	-	-	16" (410mm)	0.75	85 (38)	120 (55)	3,200 (12.0)	2,200 (8.3)	1 ea	54.8 (24.9)



Features	Benefits
6-function control	Enables pool owner to filter, backwash, rinse, recirculate, drain & close system
24-hour automatic timer	Automatic daily setting
0.75 horse power pump 0.60 horse power pump 0.30 horse power pump 0.25 horse power pump	Ideal for above ground pools
GFCI unit (110-120V version)	Safety shut-off; meets UL standard
Strainer basket	Easy-cleaning, prolongs life of sand

	System flow rate
26643	1,050 gph (4.0 m³/hr)
26644	1,050 gph (4.0 m³/hr)
26645	1,600 gph (6.0 m³/hr)
26646	1,600 gph (6.0 m³/hr)
26647	2,150 gph (8.0 m³/hr)
26648	2,150 gph (8.0 m³/hr)
26651	2,450 gph (9.2 m³/hr)
26652	2,450 gph (9.2 m³/hr)

POOL SANITATION SYSTEMS

KRYSTAL CLEAR SALTWATER SYSTEM™

The ECO-friendly Pool Water Sanitizer

The Krystal Clear Saltwater System™ combines a unique two-stage technology to sanitize pool water.

First, an undetectable level of natural swimmer-safe chlorine is produced when environmentally friendly natural salt is added to pool water and passes through a titanium electrolytic cell during the filtration process. The result is soft, fresh, clean water without the potential harsh side effects of packaged pool chemicals.

Second, with the E.C.O. (electrocatalytic oxidation) process, water molecules are split into highly powerful oxidants which destroy organic contaminants such as bacteria and algae. The combination of these powerful oxidants with natural chlorine results in the strongest and safest pool water sanitation.

This second process, unique to the Intex Saltwater System, provides consumers with an important benefit. The process of E.C.O. is so effective, the amount of natural chlorine needed and generated by the system is reduced by approximately 60%. Which means that your customers not only get the great benefits of a saltwater system, they enjoy it with much less chlorine than other saltwater systems generate!



#26667 #26668



#26669 #26670

KRYSTAL CLEAR SALTWATER SYSTEM™ WITH E.C.O. (ELECTROCATALYTIC OXIDATION)

MAX POOL SIZE: 7,000 GAL (26,500L)

#26667EG

Krystal Clear Saltwater System™ CG-26667

- Sleek and compact casing
- Control panel with display and easy access buttons
- Added power button for convenience
- 3 self-clean modes available, 6/10/14-hr cycles
- 110-120V with GFCI
- Filtration pump flow rate required: 700-3,200 gal/h (2,650-12,112L/h)
- Chlorine output: 5 g/hr
- 24 hr. auto-clock cycle
- Shelf box
2 ea, 39.8 lb (18.1 kg)

#26668

Krystal Clear Saltwater System™ CG-26668

- Same as 26667 except 220-240V
- Shelf box
2 ea, 39.1 lb (17.8 kg)

#26668GS

Krystal Clear Saltwater System™ CG-26668GS

- Same as 26668 except 12V
- Shelf box
1 ea, 23.0 lb (10.5 kg)

MAX POOL SIZE: 15,000 GAL (56,800L)

#26669EG

Krystal Clear Saltwater System™ CG-26669

- Sleek and compact casing
- Control panel with display and easy access buttons
- Added power button for convenience
- 3 self-clean modes available, 6/10/14-hr cycles
- 110-120V with GFCI
- Filtration pump flow rate required: 700-3,200 gal/h (2,650-12,112L/h)
- Chlorine output: 12 g/hr
- 24 hr. auto-clock cycle
- Shelf box
2 ea, 46.0 lb (20.9 kg)

#26670

Krystal Clear Saltwater System™ CG-26670

- Same as 26669 except 220-240V
- Shelf box
2 ea, 46.3 lb (21.0 kg)

#26670GS

Krystal Clear Saltwater System™ CG-26670GS

- Same as 26670 except 12V
- Shelf box
1 ea, 26.9 lb (12.2 kg)

KRYSTAL CLEAR® OZONE AND SALTWATER SYSTEM

Professionals Know That The Ultimate Pool Sanitation Method Is Ozone.

Only Ozone provides virtually complete, instantaneous, odorless, all-natural sanitation of pool water. Ozone eliminates bacteria over 3,000 times faster than chlorine. And because it has up to 100 times the oxidizing power of chlorine, it cleans pool water without the chemical smell that swimmers often associate with chlorine.

Intex has brought this powerful technology together with the benefits of our saltwater system to provide your customers with the very best in above ground pool sanitation. By combining the incredible sanitizing strength of ozone with the great swimming comfort that saltwater systems provide, your customers can enjoy a truly wonderful pool ownership and great swimming experience for years.

A totally effective, odorless, effortless, all natural solution to maintaining crystal clear, soft, clean pool water... from Intex!



#26665 #26666

KRYSTAL CLEAR® OZONE AND SALTWATER SYSTEM

MAX POOL SIZE: 15,000 GAL (56,800L)

#26665EG

Krystal Clear Saltwater System™ CG-26665

- Control panel with display and easy access buttons
- Added power button for convenience
- 3 self-clean modes available, 6/10/14-hr cycles
- Redesigned water pipe for added efficiency
- 110-120V with GFCI
- Filtration pump flow rate required: 1,600-4,000 gal/h (6,056-15,140L/h)
- Chlorine output: 11 g/hr
- Ozone output: 150 milligram/hr
- 24 hr. auto-clock cycle
- Shelf box
2 ea, 50.3 lb (22.9 kg)

#26666

Krystal Clear Saltwater System™ CG-26666

- Same as 26665 except 220-240V
- Shelf box
2 ea, 49.3 lb (22.4 kg)



Easy-to-Use Control Panel



Titanium Plates

COMBINATION FILTRATION & SANITATION SYSTEMS

KRYSTAL CLEAR® POOLWATER SYSTEM

Sand Filters are one of the most desirable methods to keep pool water clear and sparkling. Not only does the all-natural, inexpensive sand do an excellent job of filtering the water, it needs replacement only once every five years, making sand filter the easiest maintenance filtration option on the market. As an alternative, Intex Glass Filter Media (item# 29058) may also be used in place of conventional sand.

Saltwater systems with E.C.O. (electrocatalytic oxidation) are known for their ability to keep pool water clean and safe, while eliminating the harshness of traditional packaged chlorine.

Intex has combined these two excellent systems into one product, providing above ground pool owners with ONE low cost, low maintenance system that will keep pools clean, safe, and comfortable for swimmers. Both systems are controlled automatically with one 24-hour timer to make daily operation carefree!



KRYSTAL CLEAR® SAND FILTER PUMP & SALTWATER SYSTEMS WITH E.C.O. (ELECTROCATALYTIC OXIDATION)



MAX POOL SIZE: 8,500 GAL (32,200L)

#26675EG

Krystal Clear® Sand Filter Pump & Saltwater System CG-26675

- 110-120V with GFCI
- 14" (360mm) tank diameter
- 0.3 hp motor
- Pump flow rate 2,100 gph (7.9 m³/hr)
- System flow rate 1,600 gph (6.0 m³/hr)
- 77 lb (35 kg) sand capacity or 55 lb (25 kg) glass filtration media capacity
- Chlorine output: 7 g/hr
- 2 pieces of 1½" (38mm) hoses
- 2-year warranty
- Shelf box
- 1 ea, 53.0 lb (24.1 kg)

#26676

Krystal Clear® Sand Filter Pump & Saltwater System CG-26676

- Same as 26675 except 220-230V
- Shelf box
- 1 ea, 54.5 lb (24.8 kg)

HYDROAERATION TECHNOLOGY™

Ultra XTR™ Rectangular
Frame Pool Models

NEW 26675EG

24' x 12' (7.32m x 3.66m)

NEW 26676

24' x 12' (7.32m x 3.66m)



MAX POOL SIZE: 15,000 GAL (56,800L)

#26679EG

Krystal Clear® Sand Filter Pump & Saltwater System CG-26679

- 110-120V with GFCI
- 16" (410mm) tank diameter
- 0.75 hp motor
- Pump flow rate 2,650 gph (10.0 m³/hr)
- System flow rate 2,150 gph (8.0 m³/hr)
- 120 lb (55 kg) sand capacity or 85 lb (38 kg) glass filtration media capacity
- Chlorine output: 11 g/hr
- 2 pieces of 1½" (38mm) hoses
- 2-year warranty
- Shelf box
- 1 ea, 63.5 lb (28.9 kg)

#26680

Krystal Clear® Sand Filter Pump & Saltwater System CG-26680

- Same as 26679 except 220-230V
- Shelf box
- 1 ea, 64.8 lb (29.4 kg)

HYDROAERATION TECHNOLOGY™

Ultra XTR™ Rectangular
Frame Pool Models

NEW 26679EG

32' x 16' (9.75m x 4.88m)

NEW 26680

32' x 16' (9.75m x 4.88m)

POOL ACCESSORIES

ENHANCE YOUR SWIMMING POOL EXPERIENCE

From pool covers, ground cloths to pool maintenance kits, Intex's line of pool accessories help to make owning a pool easy and convenient, so you can spend more time enjoying your pool! We understand that fun in the sun starts with a clean pool - let Intex enhance your swimming pool owning experience this summer.



SOLAR MAT

#28685 / E

- Eco-Friendly Solar technology that increases the temperature of the pool water by approximately 3° ~ 5°C (5° ~ 9°F) depending on weather condition
- Suitable for AGPs up to 8,000 gal (30,280L)
- Simple hook up, compatible with pump flow rate up to 1/3 hp or pump flow rate less than 1,500 gal/h (5,678L/h)
- 1m² (11ft²) surface to absorb the sun's rays
- Easy to drain, easy to store
- Dimensions: 1.20m x 1.20m / 47" x 47" (flat, before fill)
- Constructed of heavy duty UV stabilized PVC
- Includes: 1/4" (32mm) hose attachment points
1 adaptor A and B for 1/2" (38mm) hose connection
0.5m (1/4"/32mm diameter) connecting hose
Bypass valve
- Shelf box
3 ea, 19.0 lb (8.6 kg)



#28685



The Intex Solar Mat is an energy efficient way to capture the sun's rays to heat up your above ground swimming pool. Designed to work with a variety of Intex filter pumps, this heater is perfect for increasing your swimming session with warmer water, using environmentally friendly solar heating technology.

HEATER

#28684

- 220-240V with RCD
- Compatible with round Easy Set® or Metal Frame pools 15' (4.57m) diameter or smaller
- Easy hook-up and operation
- Water level sensor
- Easily connects to new or existing pool filter system
- Shelf box
4 ea, 32.0 lb (14.6 kg)



#28684

SURFACE SKIMMER



#28000

#28000 / E
Deluxe Wall Mount Surface Skimmer

- Attaches to filter pump for automatic skimming
- Minimum filtration pump flow rate required: 1,000 gal/h (3,785L/h)
- Easily mounts to Easy Set® or metal frame pool sidewalls with adjustable bracket
- Helps catch leaves and other debris before they sink to the bottom of the pool
- Durable polypropylene plastic is not affected by pool chemicals
- Strainer basket pulls out for easy cleaning
- Shelf box
4 ea, 18.7 lb (8.5 kg)

AUTO POOL CLEANER



#28001

#28001 / E

- Automatic powerful pool cleaner
- Automatically vacuums the entire pool floor effectively and hassle-free
- Intex pump flow rate required: 1,600-3,500 gal/h (6,056-13,248L/h)
- Attaches to the inlet connector in the pool with a 21'4" (6.50m) hose
- Not suitable for in-ground pools
- Shelf box
1 ea, 14.7 lb (6.7 kg)

IMPROVED

POOL THERMOMETER

#29039 / E

- Floats upright
12 ea, 2.2 lb (1.0 kg)



#29039

POOL FOOT BATH

#29080 / E

- Reduces amount of debris & dirt entering your pool
- Easily connects to ladders to rinse off feet before entering pool
- Anti-slip bottom designed for safety
- Perfectly fits all Intex ladders
- Size 22" x 18" x 3.5" (56cm x 46cm x 9cm)
- Water Capacity: 3 gal (11.5L)
12 ea, 16.1 lb (7.3 kg)



#29080

RECHARGEABLE HANDHELD VACUUM

#28620 / E

- Keep pool water clean by vacuuming out dirt and debris
- Strong built-in Ni-MH rechargeable batteries (50min per charge) for powerful suction capability
- Suitable for use with all PureSpas and above ground pools up to 18' diameter
- 94" (2.39m) lightweight telescoping aluminum pole
- Shaft adapter to fit longer/wider telescoping aluminum poles
- Two interchangeable brush heads
- Automatic shut-off feature when vacuum is not submerged in water
- IPX8 waterproof switch for added protection against water submersion
- USB cable included for convenient recharging (plug not included)
4 ea, 29.0 lb (13.2 kg)



CHEMICAL DISPENSERS

#29040NP / EP 5" (12.7cm) FLOATING CHEMICAL DISPENSER

- Holds up to 1" (2.5cm) chlorine or bromine tablets
- Made of durable non-corrosive polypropylene material
- Adjustable control ring to control the release of chemical
- Twist-lock cap
- Suitable for Intex pools up to 12' (3.66m) and PureSpa™
- Tablets not included
24 ea, 5.5 lb (2.5 kg)



#29040

#29041NP / EP 7" (17.8cm) FLOATING CHEMICAL DISPENSER

- Holds up to 3" (7.6cm) chlorine or bromine tablets
- Made of durable non-corrosive polypropylene material
- Adjustable control ring to control the release of chemical
- Twist-lock cap
- Suitable for all Intex pools
- Tablets not included
12 ea, 7.2 lb (3.3 kg)



#29041

2-IN-1 FLOATING CHLORINE DISPENSER WITH THERMOMETER

#29043 / E 2-IN-1 FLOATING CHLORINE DISPENSER WITH THERMOMETER

Pool maintenance has never been easier! Our dual function floating chlorine dispenser with thermometer dispenses 1" chlorine or bromine tablets. The adjustable control ring allows you to regulate the amount of chlorine dispensed in your pool, and with a built-in thermometer, you will always know the water temperature in your pool. An essential pool maintenance accessory that will allow you to spend less time cleaning and more time swimming!

- For use with 1" (2.54cm) chlorine or bromine tablets
- Suitable for use in Intex spas and pools up to 12' / 3.66m diameter
- Built-in thermometer
- Made of durable non-corrosive polypropylene material
- Adjustable control ring for chlorine feed rate
- Tablets not included
12 ea, 5.1 lb (2.3 kg)



#29043



POOL DRAIN PUMP

#28605E POOL DRAIN PUMP

- Pumps up to 950 gallons (3595 liters) of water per hour with 16' (5m) long drain hose
- Power cord length: 25' (7.6m)
- Maximum operating water depth: 4' (1.22m)
- IPX8 waterproof housing
- Includes 1-1/4" x 16' (32mm x 5m) drain hose
- Adaptor for garden hose attachment
- Shelf box
2 ea, 14.1 lb (6.4 kg)



#28605 #28606

#28606 POOL DRAIN PUMP

- Same as 28605 except 220-240V
- Power cord length: 33' (10m)
- Shelf box
2ea, 14.8 lb (6.7 kg)



FILTER CARTRIDGES

- Easy to clean dacron filter material
- Shrink wrapped with litho label

Replace Filter Cartridge Every Two Weeks



#29007

#29000

#29005



	Type	For Filter Pump Item#	Case Pack	Case Weight lb (kg)
29007/E	H	28601 / 28602	12 ea	2.7 (1.2)
29000/E	A	28603 / 28604 / 28637 / 28638 / 28635 / 28636	6 ea	2.9 (1.3)
29002/E	A	28603 / 28604 / 28637 / 28638 / 28635 / 28636	6 ea	5.4 (2.5)
29003/E	A	28603 / 28604 / 28637 / 28638 / 28635 / 28636	6 ea	7.2 (3.3)
29005/E	B	28633 / 28634	6 ea	7.4 (3.4)



#29000 / E
Filter Cartridge Pack



#29002 / E
Filter Cartridge Twin Pack



#29003 / E
Filter Cartridge Tri-Pack



Filter cartridge displays serve as an excellent POP to merchandise your cartridges in store!

POOL COVERS

- Rope ties
- Drain holes to prevent water accumulation
- Shelf box

TYPE	ITEM#	FITS	CASE PACK	CASE WEIGHT lb (kg)
Rectangular Pool Cover overhang: 8" (20cm)	28038 / E	118" x 79" (3.00m x 2.00m)	6 ea	29.3 (13.3)
	28037 / E	157½" x 78¾" (4.00m x 2.00m)	6 ea	35.4 (16.1)
	28039 / E	177¼" x 86½" (4.50m x 2.20m)	6 ea	47.1 (21.4)
Easy Set® Pool Cover overhang: 12" (30cm)	28020 / E	8' (2.44m)	6 ea	21.8 (9.9)
	28021 / E	10' (3.05m)	6 ea	32.3 (14.7)
	28022 / E	12' (3.66m)	6 ea	44.0 (20.0)
	28026 / E	13' (3.96m)	4 ea	33.8 (15.4)
	28023 / E	15' (4.57m)	4 ea	41.1 (18.7)
Round Pool Cover overhang: 10" (25cm)	28030 / E	10' (3.05m)	6 ea	35.2 (16.0)
	28031 / E	12' (3.66m)	6 ea	46.9 (21.3)
	28032 / E	15' (4.57m)	4 ea	45.3 (20.6)

DELUXE POOL COVERS

- UV-resistant polyethylene material
- Rope ties
- Drain holes to prevent water accumulation
- Shelf box

TYPE	ITEM#	FITS	CASE PACK	CASE WEIGHT lb (kg)
Deluxe Pool Cover overhang: 8" (20cm)	28040 / E	16' (4.88m)	4 ea	33.4 (15.2)
	28041 / E	18' (5.49m)	3 ea	30.2 (13.7)

#28037 #28038 #28039



#28020 #28021 #28022 #28023 #28026



#28030 #28031 #28032



#28040 #28041



SOLAR POOL COVERS

TYPE	ITEM#	FITS	SIZE	CASE PACK	CASE WEIGHT lb (kg)
Easy Set® thickness: 120 micron (110g/m²)	29020 / E	8' (2.44m)	81" (2.06m)	3 ea	4.1 (1.9)
	29021 / E	10' (3.05m)	114" (2.90m)	3 ea	7.3 (3.3)
	29022 / E	12' (3.66m)	137" (3.48m)	2 ea	6.8 (3.1)
Easy Set® & Frame pools thickness: 120 micron (110g/m²)	29023 / E	15' (4.57m)	176" (4.48m)	2 ea	14.2 (6.5)
	29024 / E	16' (4.88m)	185" (4.70m)	2 ea	16.0 (7.3)
	29025 / E	18' (5.49m)	212" (5.38m)	1 ea	10.3 (4.7)
Easy Set® & Frame pools thickness: 160 micron (150g/m²)	29026 / E	18' x 9' (5.49 x 2.74m)	212" x 100" (5.38 x 2.53m)	1 ea	6.8 (3.1)
	29027 / E	24' x 12' (7.32 x 3.66m)	282" x 136" (7.16 x 3.46m)	1 ea	11.2 (5.1)
	29028 / E	13' 1½" x 6' 6¾" (4 x 2m)	149" x 73" (3.78 x 1.86m)	2 ea	7.7 (3.5)
	29029 / E	16' x 8' (4.88 x 2.44m)	187" x 92" (4.76 x 2.34m)	1 ea	5.9 (2.7)
	29030 / E	32' x 16' (9.75 x 4.88m)	378" x 183" (9.60 x 4.66m)	1 ea	20.0 (9.1)
	Rectangular Frame pools thickness: 160 micron (150g/m²)				

POOL GROUND CLOTH

#28048 / E

- Durable material
- Provides added protection for pool bottom
- Fits 8'/10'/12'/15' (2.44/3.05/3.66/4.57m)
- Easy Set® and frame pools
- 15½' (4.72m) square
- Shelf box
- 2 ea, 9.0 lb (4.1 kg)



#28048

#29020 #29021 #29022 #29023 (shown) #29024 #29025



#29026 (shown) #29027 #29028 #29029 #29030



- Helps keep pool water warmer
- Easy to use
- Available in 11 sizes
- Economical
- Carry bag

English/Spanish and multi-language international packaging available

FLOOR PROTECTOR

#29081 / E
Interlocking Padded Floor Protector

- Provides added protection and cushion around pool & play area
- Made with durable polyethylene material
- Easily stores and transports
- Sold in packs of 8 pieces, 20 ft² (1.9 m²) of interlocking tiles
- Piece Size: 20" x 20" x ¾" (50cm x 50cm x 1cm)
- 6 ea, 23.9 lb (10.9 kg)



#29081

POOL MAINTENANCE KIT

#28002 / E

- Includes 94" (2.39m) telescoping aluminum pole for use with 16' (4.88m) and below pools
- Interchangeable vacuum and skimmer heads
- Shelf box
4 ea, 14.0 lb (6.4 kg)



DELUXE POOL MAINTENANCE KIT

#28003 / E

- Includes 110" (2.79m) telescoping aluminum pole for use with 18' (5.49m) diameter pools and above
- Minimum filtration pump flow rate required: 1,000 gal/h (3,785L/h)
- Vacuum sucks debris off the pool floor and through the filter
- Attaches to the outlet connector in the pool with a 24' 7" (7.50m) hose
- Durable and deep mesh skimmer net
- Shelf box
3 ea, 24.8 lb (11.3 kg)



POOL LADDERS

- Coated steel frame
- Hi-impact composite steps
- Shelf box
- Not available in Europe



#28064 #28065



#28066



#28067

DELUXE POOL LADDERS WITH REMOVABLE STEPS

These pool ladders come with easily removable steps. When the pool is not in use, they can be quickly detached and removed from the pool area. Replacing them is simple and quick. Simply set the steps in the base, then snap and lock them into place.

Available in three sizes, designed for 36"-42" (91cm-1.07m), 48" (1.22m) and 52" (1.32m) pools.

U.S. Patent No. 9,074,384



#28075



#28076



#28077


	For 36" (91cm) wall height	For 42" (1.07m) wall height	For 48" (1.22m) wall height	For 52" (1.32m) wall height	Removable Steps	Case Pack	Case Weight lb (kg)
28064/E	✓	-	-	-	-	3 ea	53.2 (24.2)
28065/E	-	✓	-	-	-	3 ea	55.9 (25.4)
28066/E	-	-	✓	-	-	3 ea	64.3 (29.2)
28067/E	-	-	-	✓	-	2 ea	50.7 (23.0)
28075/E	✓	✓	-	-	✓	3 ea	73.4 (33.4)
28076/E	-	-	✓	-	✓	2 ea	55.4 (25.2)
28077/E	-	-	-	✓	✓	2 ea	60.0 (27.3)

MULTI-COLOR LED POOL SPRAYER

#28089 / E

Make your pool a beautiful oasis with this multi-color LED pool sprayer. Enjoy the light show as your family swims into the night with the multi-colored beams shining through a water cascade.

- Lights in 4 bright colors: White, Red, Blue, and Green
- Built-in hydroelectric generator powers LED lighting (no batteries or electrical connection required)
- Fits all round and rectangular Prism Frame™ and Ultra Frame™ pools (not suitable for Easy Set®, Oval, and Graphite Gray Panel™ pools)
- Filtration pump flow rate required: 1,000-3,200 gal/h (3,785-12,112L/h)
- Includes one adaptor A to fit all Intex pool fittings: 1/4" (32mm) or 1/2" (38mm) hoses
4 ea, 18.2 lb (8.3 kg)



MULTI-COLOR LED WATERFALL CASCADE

#28090 / E

Add a touch of tranquility to your above ground pool with this easy-to-install multi-color LED waterfall. The sheer and gentle cascade of water will enhance your swimming experience, producing refreshing negative ions at the water surface and bringing you serenity and relaxation while you swim.

- Lights in 3 bright colors: Red, Blue, and Green
- Built-in hydroelectric generator powers LED lighting (no batteries or electrical connection required)
- Fits all round and rectangular Metal Frame, Prism Frame™ and Ultra XTR™ Frame pools (not suitable for Easy Set®, and Graphite Gray Panel™ pools)
- Filtration pump flow rate required: 1,000-3,200 gal/h (3,785-12,112L/h)
- Adjustable mounting bracket
- Include bypass valve kit
- Shelf box
1 ea, 9.9 lb (4.5 kg)



POOL BENCH

#28053 / E

Feel like taking a little break from swimming and water play and just relaxing in your above ground pool? The convenient Intex foldable Pool Bench makes it easy - just unfold the bench, sit and relax for a while without having to leave the pool. Children will love having a surface to rest on within the pool as well.

- Easily attaches to all frame pools, such as Intex Metal Frame, Prism Frame™ and Ultra XTR™ Frame pools
- Simply place over the side of the pool and tighten the included hardware - no tools required
- Folds flush with the sidewall, so it's never in the way
- Wide contoured seating surface and backrest for comfortable use
- Maximum load capacity: 220 lb (100kg)
2 ea, 38.9 lb (17.7 kg)



SOLAR COVER REEL

#28051 / E

There are many great benefits in covering your above ground pool, but the hassles of applying and removing the cover can be daunting. Intex's Solar Cover Reel is conveniently designed to easily attach to the metal frame of your pool, and it is size adjustable, making the covering and uncovering of the pool simple and easy! A locking feature on the handle will prevent the cover from unintentional unrolling. Enjoy the benefits of your solar pool cover with the hassle-free Solar Cover Reel.

- Heavy duty construction with interlocking aluminum shaft
- Easy to install and use
- Significantly extends service life of solar cover
- Non-corrosive plastic hand crank with lock
- Suitable for rectangular frame pools with width from 9' - 16' (2.74m - 4.88m)
- Solar cover not included
- Shelf box
2 ea, 34.9 lb (15.9 kg)



CLEANING ACCESSORIES

#29050 / E Leaf Skimmer

- Remove debris off pool water surface
- Improved design for easier debris collection
- Durable mesh skimmer net
- Compatible with 1½" (26.2mm) inner diameter telescoping aluminum pole (item# 29054, not included)



#29050

#29051 / E Leaf Rake

- Scoop debris from pool floor
- Deep and durable mesh skimmer net
- Compatible with 1½" (29.8mm) inner diameter telescoping aluminum pole (item# 29055, not included)



#29051

#29052 / E 10" (254mm) Wall Brush

- Straight standard brush for pool cleaning and maintenance
- Quickly remove algae and grime from pool walls or pool floor
- Compatible with 1½" (26.2mm) inner diameter telescoping aluminum pole (item# 29054, not included)



#29052

#29053 / E 16" (406mm) Curved Wall Brush

- Curved brush ideal for pool cleaning and maintenance
- Quickly remove algae and grime from pool walls or pool floor
- Compatible with 1½" (29.8mm) inner diameter telescoping aluminum pole (item# 29055, not included)



#29053

CLEANING KITS

#29056 / E Basic Cleaning Kit

- Includes leaf skimmer, wall brush and vacuum head
- Vacuum head with reusable debris bag, requires connection with garden hose for usage
- Durable mesh skimmer net
- Wall brush can quickly remove algae and grime from pool walls or pool floor
- Compatible with 1½" (26.2mm) inner diameter lightweight telescoping aluminum pole (item# 29054, not included)



#29056

#29057 / E Deluxe Cleaning Kit

- Includes leaf rake, curved wall brush and vacuum head
- Vacuum sucks debris off the pool floor and through the filter
- Durable and deep mesh skimmer net
- Curved wall brush can quickly remove algae and grime from pool walls or pool floor
- Compatible with 1½" (29.8mm) inner diameter lightweight telescoping aluminum pole (item# 29055, not included)



#29057

TELESCOPING POLES

#29054 / E 94" (2.39m) Telescoping Aluminum Pole

- Ideal for attaching accessories to clean pools
- 94" (2.39m) lightweight telescoping aluminum pole
- 1½" (26.2mm) inner diameter



#29054

#29055 / E 110" (2.79m) Telescoping Aluminum Pole

- Ideal for attaching accessories to clean pools
- 110" (2.79m) lightweight telescoping aluminum pole
- 1½" (29.8mm) inner diameter



#29055



ACCESSORY HOSES

#29059 / E Accessory Hose 1¼" (32mm)

- Suitable for Intex filter pumps and saltwater systems that use 1¼" (32mm) hoses
- 59" (1.50m) length hose



#29059

#29060 / E Accessory Hose 1½" (38mm)

- Suitable for Intex filter pumps and saltwater systems that use 1½" (38mm) hoses
- 59" (1.50m) length hose



#29060

#29083 / E Deluxe Vacuum Hose

- 25' (7.60m) length
- Lightweight and flexible
- Removable end-fittings for easy cleaning and assembly
- Measures 1½" (38mm) in diameter



#29083

FLITRATION MEDIA

#29058 / E Glass Filtration Media

Sand Filtration is one of the most commonly used methods of cleaning pools. But Intex's finely crushed Glass Filtration Media offers a better cleaning solution than sand.

- Cleans pool water more effectively
- Lasts 80% longer between replacements
- Requires 50% less backwashing
- Needs 20% less water to backwash
- For use in all Sand Filtration systems
- Particle size: 0.4 - 0.8mm
- 55 lb (25 kg) bag
- 36 ea, 2,076.8 lb (944.0 kg)



#29058

BACKYARD LED LIGHTING

Illuminate your backyard party with these decorative backyard LED accent lights. The perfect backyard décor, these stylish, inflatable ottoman and lights are waterproof and will enhance the ambiance of any outdoor setting. Each comes with a rechargeable battery that lasts up to 5 hours. You can set the light to either a warm white or a smooth changing multi-color setting. The stunning range of LED light colors include green, blue, purple and red.



#68695/E LED FLOATING GLOBE

- 35" x 31" (89cm x 79cm) inflated
- Great for indoor or outdoor use
- IPX8 waterproof
- 5-hour auto shut-off
- Rechargeable 2500mAh battery
- 12 white LED lights, 2.4W
- 1 RGB LED light, 3W
- USB cord for charging (wall charger not included)
- Repair patch
- Shelf box
- 3 ea, 11.9 lb (5.4 kg)



#68697/E LED OTTOMAN

- 34" x 13" (86cm x 33cm) inflated
- Great for indoor or outdoor use
- IPX8 waterproof
- 5-hour auto shut-off
- Rechargeable 2500mAh battery
- 12 white LED lights, 2.4W
- 1 RGB LED light, 3W
- USB cord for charging (wall charger not included)
- Repair patch
- Shelf box
- 3 ea, 10.3 lb (4.7 kg)



#68693/E LED FLOATING CRESCENT

- 53" L x 17" W x 35" H (1.35m x 43cm x 89cm) inflated
- Great for indoor or outdoor use
- IPX8 waterproof
- 5-hour auto shut-off
- Rechargeable 2500mAh battery
- 12 white LED lights, 2.4W
- 1 RGB LED light, 3W
- USB cord for charging (wall charger not included)
- Repair patch
- Shelf box
- 3 ea, 8.4 lb (3.8 kg)





SOLAR POWERED LED FLOATING POOL LIGHT

Illuminate your summer evenings with our Solar Powered Floating LED Pool Light. Whether you simply wish to illuminate your pool with static white light or create a special atmosphere with smoothly changing colors, this floating pool light is the perfect solution. The light turns on automatically in the dark and turns itself off once exposed to light. This versatile floating light provides a fun pool environment for all occasions.



#28695 / E
Solar Powered LED Floating Light

- 2 lighting modes: static white light or smooth color change mode
- AUTO ON/ OFF MODE:
Auto on at night / auto off at sunrise
- 2-hour auto shut-off (static mode)
- 5-hour auto shut-off (smooth color change mode)
- Shelf box 8 ea, 9.6 lb (4.4 kg)



MAGNETIC LED POOL-WALL LIGHTS

Lighting up an above ground pool has always been difficult. Unlike in-ground pool owners, who could flip a switch to light up their pools, above ground pool owners had to either cut a hole in their sidewall, risking leaks and damage to their pool or use a floating light.

The Intex LED light uses magnetic technology to create a light system that safely generates low voltage current THROUGH the pool's sidewall to a powerful LED light inside and outside the pool. The advanced, energy efficient LED light delivers more brightness to your pool than a conventional 50-watt halogen pool light. So now, above ground pool owners can light their pools up just like in-ground pool owners, but without the expense and damage of cutting a hole in their pool.

The LED Pool-Wall light is the ultimate in flexibility and can be attached to any sidewall in any location – and be easily moved to different parts of the pool for different lighting effects. If the inner light unit becomes separated from the outer power source, it will automatically float to the surface for easy retrieval.

Beauty, convenience, innovation, performance, and value – all part of the Intex LED Pool-Wall light!



English/Spanish and multi-language international packaging available

#28697
#28698

#28697E

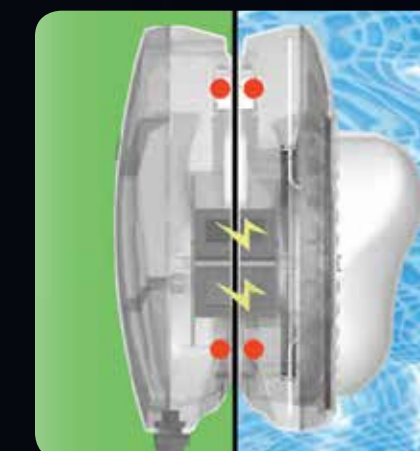
- 110-120V
- LED light
- Magnetic wall mounting system
- Easily illuminates up to 24' (7.32m) pools
- Shelf box 4 ea, 12.8 lb (5.8 kg)

#28698

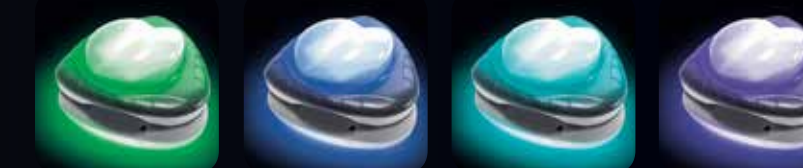
- 220-240V
- LED light
- Magnetic wall mounting system
- Easily illuminates up to 24' (7.32m) pools
- Shelf box 4 ea, 14.2 lb (6.5 kg)



- Lights both inside and outside of the pool
- Smooth changing multi-color
- Switches for mode selection



The outside unit transmits power safely and wirelessly to inside the underwater LED where the magnetic technology holds the two parts together.



Features	Benefits
LED light	Extra bright, long-lasting illumination
Magnetic hook-up	<ul style="list-style-type: none"> • Safely transfers power directly through pool sidewall so light level will never fade • No batteries to recharge • Light is flexible and can be easily moved around pool sidewall
Built-in floatation	If light becomes separated from magnet, it will automatically float to surface for easy retrieval
Below 12V	Low electricity level; safe to use around pool and water

COMMITMENT TO EXCELLENCE

In today's rapidly evolving and highly competitive environment, this translates into a total commitment to product quality, including conformity to all relevant safety & quality regulations and standards. Examples include:

- EN 16927, Safety and test methods for mini pools (European standard)
- EN 16582, Safety and test methods for domestic swimming pools other than mini pools (European standard)
- Regulation (EC) No.1907/2006 "Registration, Evaluation, Authorisation and Restriction of Chemicals (REACH)"
- EN 71 "Safety of toys" (European standard)
- EN 13138 "Buoyant aids for swimming instruction" (European standard)
- EN ISO 25649 "Floating leisure articles for use on and in the water" (European/ International standard for air mats, lounges and other similar items)
- EN 60335-2-41 "Safety of household and similar electrical appliances, particular requirements for pumps" (European standard for water pumps)
- ISO 6185-1 "Inflatable boats" (International standard for Sports Boats)
- NMMA-ABYC (USA standard for hi-end sports boats)
- ASTM F963 "Standard Consumer Safety Specification for Toy Safety" (USA toy standard)
- ANSI/APSP-4 "AGP standard" (USA standard for above ground pools)
- CPSIA "Consumer Product Safety Improvement Act"

(USA regulation of consumer and children's products)

- ASTM F2666 "Small pools standard" (USA standard for pools under 36" water depth)
- UL1450 "Electric inflators" (USA standard for electric inflators)
- UL1081 "Swimming pool pumps, filters and chlorinators" (USA standard)
- UL1563 "Electric spas" (USA standard for Spa)

Intex's commitment to excellence extends to helping our environment and supporting the ecosystem. It begins with product design. Intex's filter pumps operate on much lower amps than most filter pumps in the market, reducing electricity consumption. Our saltwater systems clean pools using only natural salt, eliminating the ongoing need for environmentally unfriendly packaged chlorine.

Intex also operates one of the most comprehensive recycling programs in the industry. We are one of the earliest companies in China to successfully obtain a license to ship consumer's returns in the original package back to China to be recycled. Therefore, used materials and product returns are prevented from going to landfills and instead re-used in the manufacturing process where up to 10% of annually produced PVC is recycled.

Intex designs all of our own packaging for our products. We constantly challenge our methods of packaging to improve

efficiency and reduce waste. More compact packaging techniques save cardboard while cutting down on space utilization, saving freight and fuel consumption. As a manufacturer, Intex knows it has a responsibility to manage the amount of waste produced. As an employer of over ten thousand people, we also encourage our own employees to recycle, reduce waste, and be conscious of the environment. Starting from recycling corners for all our worldwide office facilities, our factory has worked with the local government as well as through sponsorships with key partners to strengthen our efforts to be more eco-friendly. Intex has worked to provide incentives and seminars to employees as well as setting targets to reduce energy consumption. In addition, Intex has made significant investment in technology to achieve these goals. For example, we have implemented a frequency converter system which converts diesel to natural gas, installed solar water heaters and set up a recycled sewage system, and invested in equipment that reduces gas emissions.

From product design, to more efficient processes that save energy and reduce waste, to a world class recycling program, to more energy efficient offices, the people at Intex are striving to provide the best value products anywhere while constantly keeping our global ecosystem in mind.



INTEX®

GLOBAL CUSTOMER SERVICE



Intex Customer Service Center



Phone operators are ready to answer customer questions quickly and accurately



Extensive training ensures that Customer Service Centers are staffed with knowledgeable members

In addition to the products featured in this catalog, Intex also offers replacement & repair parts for many items. Please contact our Intex representatives or the following Customer Service locations for additional information.

ALGERIA SARL NEW TOYS IMPORT & EXPORT Tel: +213 36 449042 groupe_beldjarou@yahoo.fr	COSTA RICA CENTURY USA, LLC Tel: (561) 495-0648 sales@centuryusa.com	FRANCE UNITEK / INTEX SERVICE FRANCE S.A.S Conseil avant achat : 0890 71 20 39 (0,25/min) Service Après-Vente : www.intex.fr	NETHERLAND INTEX TRADING B.V. Tel: 31-(0)165-593939 service@intexcorp.nl www.intexcorp.nl	PORTUGAL MEDIA CELL SOLUTIONS S.L. (MCS) Tel: 211-104-361 sacpt@intexcorp.es www.intexserviceiberia.com	U.A.E., BAHRAIN, KUWAIT, OMAN FIRST GROUP INTERNATIONAL Tel: 00971-4-800INTEX(46839) / 00971-4-4421888 joseph@firstgroupintl.com anne@firstgroupintl.com www.firstgroupinternational.com
ARGENTINA JARSE INDUSTRIAL Y COMERCIAL S.A. Tel: (5411)4308-2606 info@intexargentina.com.ar postventa@intexargentina.com.ar www.intexargentina.com.ar	CYPRUS A.HADJIKYRIACOS SPORTING CO., LTD. Tel: 00357-26961237 hadjico@spidernet.com.cy efthios87@gmail.com	GERMANY STEINBACH VERTRIEBSGMBH intexservice@steinbach.at helpdesk.steinbach.at	NEW ZEALAND HAKA NEW ZEALAND LIMITED Tel: 649-4159213 / 0800 634434 anne@firstgroupintl.com www.hakanewzealand.com	RUSSIA LLC INTEXSERVICERUS Tel: +7 985 443 38 12 intexservicegood@gmail.com www.intexservice.ru	UK JOHN ADAMS LEISURE LTD Tel: 0333 400 4548 intex@johnadams.co.uk www.intexwetset.co.uk
AUSTRALIA IDEAL SOURCES PTY LTD Tel: 1800-359-947 enquiries@idealsources.com.au www.idealsources.com.au	CZECH REPUBLIC INTEX TRADING S.R.O. Tel: +420-267-313-188 servis@intexcorp.cz	GUATEMALA CENTURY USA, LLC Tel: (561) 495-0648 sales@centuryusa.com	NICARAGUA SUPRO MUNDIAL S.A. / PRODUCTOS SUPERIORES S.A. Tel: 507-300-3800 suproadmin@supropanama.com www.supropanama.com	SAUDI ARABIA SAUDI ARABIAN MARKETING & AGENCIES & CONTRACTING COMPANY LTD-(SAMACO TOY) Tel: 966-2-693 8496 / 800-7575-750 intex@samaco.com.sa www.samaco.com.sa	UNITED STATES INTEX RECREATION CORP. Tel: 1-800-234-6839 www.intexcorp.com
AUSTRIA STEINBACH VERTRIEBSGMBH intexservice@steinbach.at helpdesk.steinbach.at	DENMARK AMO TOYS Tel: 45-50805002 danmark@intexservicenordic.com www.intexservicenordic.com	HONDURAS SUPRO MUNDIAL S.A. / PRODUCTOS SUPERIORES S.A. Tel: 507-300-3800 suproadmin@supropanama.com www.intexservicenordic.com	NORWAY AMO TOYS Tel: 47-33459496 norge@intexservicenordic.com www.intexservicenordic.com	SOUTH AFRICA COALITION TRADING 444 CC Intex Helpline: 071 890 6360 or 071 590 2498 info@intexsa.co.za www.intexsa.co.za	URUGUAY LIBRERIAS DEL LITORAL S.A. Tel: 598-24070850 servicioalcliente@intexuruguay.com.uy www.intexuruguay.com.uy
BELGIUM / LUXEMBURG NV SIMBA TOYS BENELUX SA Tel: 070-24-67-68 (0,15/min) www.intexsupport.be	DOMINICAN REPUBLIC CENTURY USA, LLC Tel: (561) 495-0648 sales@centuryusa.com	HUNGARY RECONTRA LTD./RICKI LTD. Tel: +36 30 228 7761 service@recontra.hu www.intexcorp.hu	PAKISTAN TOY CENTRE Tel: +92 42 37656133 / +92 42 7631933 toycentreht@hotmail.com	SOUTH KOREA HIGHEL INC. Tel: 82-31-977-1029	VENEZUELA CENTURY USA, LLC Tel: (561) 495-0648 sales@centuryusa.com
BRASIL KONESUL BRASIL DISTRIBUIDORA LTDA – ME Tel: +55 31 3110-8866 servico@intexbrasil.com www.intexbrasil.com	EASTERN EUROPE INTEX TRADING S.R.O. Tel: +420-267-313-188 servis@intexcorp.cz	ISRAEL ALFIT TOYS LTD Tel: +972-072-2564681 WT-052-3988515 sabinaz@chajim.co.il www.intex.co.il	PANAMA SUPRO MUNDIAL S.A. / PRODUCTOS SUPERIORES S.A. Tel: 507-300-3800 suproadmin@supropanama.com www.supropanama.com	SINGAPORE UNIVON (PRIVATE) LIMITED Tel: 65-96196212 / 65693133 ng.cg@univon.com.sg	
CANADA INTEX RECREATION CORP. Tel: 1-800-234-6839 www.intexcorp.com	ECUADOR SUPRO MUNDIAL S.A. / PRODUCTOS SUPERIORES S.A. Tel: 507-300-3800 suproadmin@supropanama.com www.intexitalia.com	ITALY EGO SRL Tel: 199-12-19-78 customer@intexitalia.com www.intexitalia.com	PARAGUAY SUPRO MUNDIAL S.A. / PRODUCTOS SUPERIORES S.A. Tel: 507-300-3800 suproadmin@supropanama.com www.intexitalia.com	SPAIN MEDIA CELL SOLUTIONS S.L. (MCS) Tel: 902-767-010 sac@intexcorp.es www.intexserviceiberia.com	
CHILE SILFA Tel: 56-2-23399000 / 56-2-23399004 tiempolibre.st@silfa.cl www.intex-chile.cl	EGYPT M.R. IMPORT & EXPORT Tel: 202-2414-8550 ramyelhousamy@gmail.com www.mrimportandexport.com	JAPAN NOZOMI TRADING CO., LTD Tel: 0797-72-2561 m.makino@nozomitradings.co.jp	PERU COMEXA S.A. Tel: 51-1-446-9014 postventa@comexa.com.pe www.intexperu.com.pe	SWEDEN AMO TOYS Tel: 46-701474772 sverige@intexservicenordic.com www.intexservicenordic.com	
CHINA INTEX INDUSTRIES (XIAMEN) CO., LTD Tel: (086)592-6893860(EXT#87) xmchinasales@intexcorp.com.cn	EL SALVADOR SUPRO MUNDIAL S.A. / PRODUCTOS SUPERIORES S.A. Tel: 507-300-3800 suproadmin@supropanama.com www.supropanama.com	LEBANON TOY MARKET TRADING S.A.L. Tel: 961-1-500499 (EXT 122) info@toymarkettrading.com www.toymarkettrading.com	PHILIPPINE BAN KEE TRADING, INC. / FUNTIME SERVICE CENTER Tel: 632-7403432 harold.miranda@bankee.com.ph	SWITZERLAND GWM AGENCY AG Tel: 0900 455 456 gwm@gwm.ch www.intex-schweiz.ch www.intexfaq.ch	
COLOMBIA CENTURY USA, LLC Tel: 18000410200 servicentury@centuryglobal.com.co	FINLAND AMO OY Tel: 020-163 0530 kuluttajapalvelu@amo.fi www.intexservicenordic.com	MEXICO KAY INTERNACIONAL S.A. DE C.V. Tel: 01-800-347-4020 / (55) 9172-8035 hola@intex.tienda www.intex.tienda	POLAND KATHAY HASTER Tel: +48-61-8498-334 serwis@kathay.com.pl www.intexdevelopment.pl	THAILAND LUCKY WAY CO.,LTD Tel: 0066-2-8481166 luckywayth@gmail.com	

PRODUCT LOCATOR TABLE

ITEM #	DESCRIPTION	PAGE	ITEM #	DESCRIPTION	PAGE	ITEM #	DESCRIPTION	PAGE	ITEM #	DESCRIPTION	PAGE
26165	15' X 42" EASY SET®	13	26711	12' X 30" PRISM	17	28077	52" POOL LADDER	47	28698	POOL-WALL LIGHT	55
26166	15' X 42" EASY SET®	13	26712	12' X 30" PRISM	17	28089	LED POOL SPRAYER	48	29000	FILTER CARTRIDGE A	43
26167	15' X 48" EASY SET®	13	26715	12' X 39" PRISM	17	28090	WATERFALL	48	29002	FILTER CARTRIDGE A	43
26168	15' X 48" EASY SET®	13	26716	12' X 39" PRISM	17	28101	6' X 20" EASY SET®	11	29003	FILTER CARTRIDGE A	43
26175	18' X 48" EASY SET®	13	26719	14' X 42" PRISM	17	28110	8' X 30" EASY SET®	11	29005	FILTER CARTRIDGE B	43
26176	18' X 48" EASY SET®	13	26720	14' X 42" PRISM	17	28111	8' X 30" EASY SET®	11	29007	FILTER CARTRIDGE H	43
26325	16' X 48" ULTRA	27	26723	15' X 42" PRISM	17	28112	8' X 30" EASY SET®	11	29020	8' SOLAR COVER	45
26326	16' X 48" ULTRA	27	26724	15' X 42" PRISM	17	28120	10' X 30" EASY SET®	11	29021	10' SOLAR COVER	45
26329	18' X 52" ULTRA	27	26725	15' X 48" PRISM	19	28121	10' X 30" EASY SET®	11	29022	12' SOLAR COVER	45
26330	18' X 52" ULTRA	27	26726	15' X 48" PRISM	19	28122	10' X 30" EASY SET®	11	29023	15' SOLAR COVER	45
26333	20' X 48" ULTRA	27	26731	18' X 48" PRISM	19	28130	12' X 30" EASY SET®	11	29024	16' SOLAR COVER	45
26334	20' X 48" ULTRA	27	26732	18' X 48" PRISM	19	28131	12' X 30" EASY SET®	11	29025	18' SOLAR COVER	45
26339	24' X 52" ULTRA	27	26755	20' X 52" PRISM	19	28132	12' X 30" EASY SET®	11	29026	9' X 18' SOLAR COVER	45
26340	24' X 52" ULTRA	27	26756	20' X 52" PRISM	19	28141	13' X 33" EASY SET®	13	29027	12' X 24' SOLAR COVER	45
26355	18' X 9' X 52" ULTRA	29	26784	3M X 1.75M X 0.8M PRISM	21	28142	13' X 33" EASY SET®	13	29028	4M X 2M SOLAR COVER	45
26356	18' X 9' X 52" ULTRA	29	26788	4M X 2M X 1M PRISM	21	28143	13' X 33" EASY SET®	13	29029	8' X 16' SOLAR COVER	45
26363	24' X 12' X 52" ULTRA	29	26791	16' X 8' X 42" PRISM	21	28157	15' X 33" EASY SET®	13	29030	16' X 32' SOLAR COVER	45
26364	24' X 12' X 52" ULTRA	29	26792	16' X 8' X 42" PRISM	21	28158	15' X 33" EASY SET®	13	29039	POOL THERMOMETER	41
26367	24' X 12' X 52" ULTRA	29	26795	16½' X 9' X 48" PRISM	23	28200	10' X 30" METAL	15	29040	CHLORINE DISPENSER	42
26368	24' X 12' X 52" ULTRA	29	26796	16½' X 9' X 48" PRISM	23	28201	10' X 30" METAL	15	29041	CHLORINE DISPENSER	42
26373	32' X 16' X 52" ULTRA	29	26797	20' X 10' X 48" PRISM	23	28202	10' X 30" METAL	15	29043	DISPENSER & THERMOMETER	42
26374	32' X 16' X 52" ULTRA	29	26798	20' X 10' X 48" PRISM	23	28210	12' X 30" METAL	15	29050	LEAF SKIMMER	50
26377	32' X 16' X 52" ULTRA	29	28000	SURFACE SKIMMER	41	28211	12' X 30" METAL	15	29051	LEAF RAKE	50
26378	32' X 16' X 52" ULTRA	29	28001	AUTO POOL CLEANER	41	28212	12' X 30" METAL	15	29052	10" WALL BRUSH	50
26383	15"8" X 49" GRAPHITE	25	28002	MAINTENANCE KIT	46	28241	15' X 48" METAL	15	29053	16" WALL BRUSH	50
26384	15"8" X 49" GRAPHITE	25	28003	MAINTENANCE KIT	46	28242	15' X 48" METAL	15	29054	POLE (94")	51
26643	1200 SAND FILTER	34	28020	8' X 12" POOL COVER	44	28253	18' X 48" METAL	15	29055	POLE (110")	51
26644	1200 SAND FILTER	34	28021	10' X 12" POOL COVER	44	28270	SMALL RECTANGULAR	9	29056	CLEANING KIT	50
26645	2100 SAND FILTER	34	28022	12' X 12" POOL COVER	44	28271	SMALL RECTANGULAR	9	29057	CLEANING KIT	50
26646	2100 SAND FILTER	34	28023	15' X 12" POOL COVER	44	28272	SMALL RECTANGULAR	9	29058	GLASS FILTRATION MEDIA	51
26647	2800 SAND FILTER	34	28026	13' X 12" POOL COVER	44	28273	SMALL RECTANGULAR	9	29059	(1¼") HOSE	51
26648	2800 SAND FILTER	34	28030	10' X 10" POOL COVER	44	28601	330 FILTER PUMP	33	29060	(1½") HOSE	51
26651	3000 SAND FILTER	34	28031	12' X 10" POOL COVER	44	28602	330 FILTER PUMP	33	29080	FOOT BATH	41
26652	3200 SAND FILTER	34	28032	15' X 10" POOL COVER	44	28603	530 FILTER PUMP	33	29081	FLOOR PROTECTOR	45
26665	SALTWATER & OZONE	37	28037	4M X 2M POOL COVER	44	28604	530 FILTER PUMP	33	29083	VACUUM HOSE	51
26666	SALTWATER & OZONE	37	28038	3M X 2M POOL COVER	44	28605	POOL DRAIN PUMP	42	57173	MINI FRAME™ POOL	9
26667	SALTWATER SYSTEM	36	28039	4.5M X 2.2M POOL COVER	44	28606	POOL DRAIN PUMP	42	68693	LED CRESCENT	53
26668	SALTWATER SYSTEM	36	28040	16' POOL COVER	44	28620	HANDHELD VACUUM	41	68695	LED GLOBE	53
26669	SALTWATER SYSTEM	36	28041	18' POOL COVER	44	28633	2500 FILTER PUMP	33	68697	LED OTTOMAN	53
26670	SALTWATER SYSTEM	36	28048	15.5' GROUND CLOTH	45	28634	2500 FILTER PUMP	33			
26675	SALTWATER SYSTEM COMBO	39	28051	SOLAR COVER REEL	49	28635	1500 FILTER PUMP	33			
26676	SALTWATER SYSTEM COMBO	39	28053	POOL BENCH	49	28636	1500 FILTER PUMP	33			
26679	SALTWATER SYSTEM COMBO	39	28064	36" POOL LADDER	47	28637	1000 FILTER PUMP	33			
26680	SALTWATER SYSTEM COMBO	39	28065	42" POOL LADDER	47	28638	1000 FILTER PUMP	33			
26700	10' X 30" PRISM	17	28066	48" POOL LADDER	47	28644	POOL HEATER	40			
26701	10' X 30" PRISM	17	28067	52" POOL LADDER	47	28685	SOLAR MAT	40			
26702	10' X 30" PRISM	17	28075	36" & 42" POOL LADDER	47	28695	SOLAR FLOATING LIGHT	54			
26710	12' X 30" PRISM	17	28076	48" POOL LADDER	47	28697	POOL-WALL LIGHT	55			

AGE GRADING



An icon indicates an item has an age recommendation

ALL ELECTRICAL ACCESSORIES:

- Conforms to UL/CSA standards (110-120V models)
- CE approved (220-240V models)
- TUV-GS approved (GS designation models)

As a part of our program of product development and improvement, the detail specifications of the products shown in this catalog may be changed. For current specifications on any product, please contact your supplier of Intex products.

Intex introduces three additional designations in our catalog that highlight additional safety features that are included on a number of our pools. These designations are:

EG Pools with these letters after the 5-digit item code incorporate a GFCI (ground fault circuit interrupter) built into the filter pump. The GFCI unit is an added safety feature and is designed to instantly shut the pump off if electrical current comes into contact with water. GFCI units are included in all 110-120V filter pumps and saltwater systems.

EH Pools with these letters after the 5-digit item code feature ANSI/APSP-16 certified dual suction outlets in accordance with the latest ANSI/APSP-7 standard for Suction Entrapment Avoidance and the U.S. Pool and Spa Safety Act, and provide improved water circulation. These pools also feature pumps with an integral GFCI.

GN/GS Pools with the GN designation after the 5-digit item code either incorporate an RCD built into the 220-240V filter pump, or contain filter pumps that operate with a 12V step-down transformer, which reduces the voltage dramatically while retaining the same performance level as the 220-240V version. Both are designed to meet special national requirements in some EU markets.