

TB 100



"

"



()

:

1)

.

2)

.

3)

.

4)

.

5)

.

6)

.

7)

,

8)

,

),

,

,

(

.

9)

.

,

.

.

.

,

.

10)

,

,

.

11)

/

,

.

12)

, , ,

,

.

/

,

(1).



(Figure 1)

13)

.

14)

,

-

,

,

,

,

,

,

.

:

,

.

:

,

,

,

,

,

.

,

+/-.

61

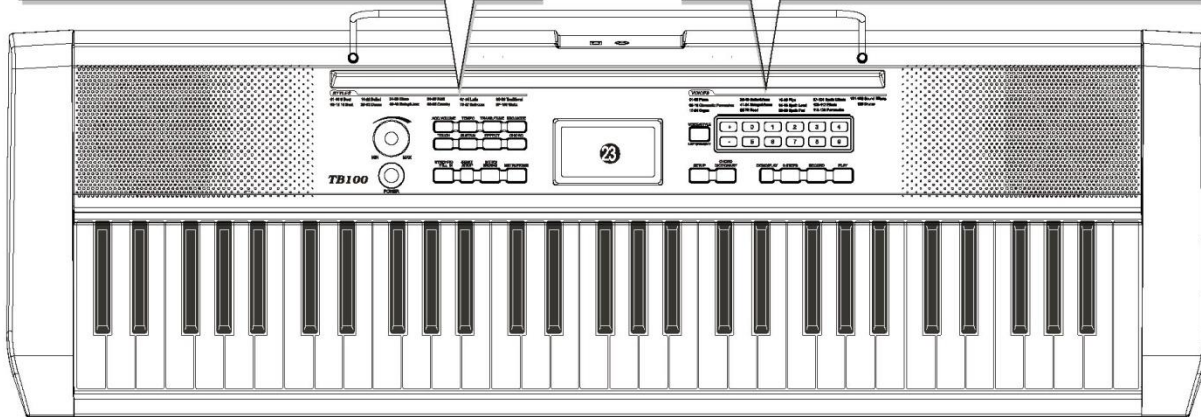
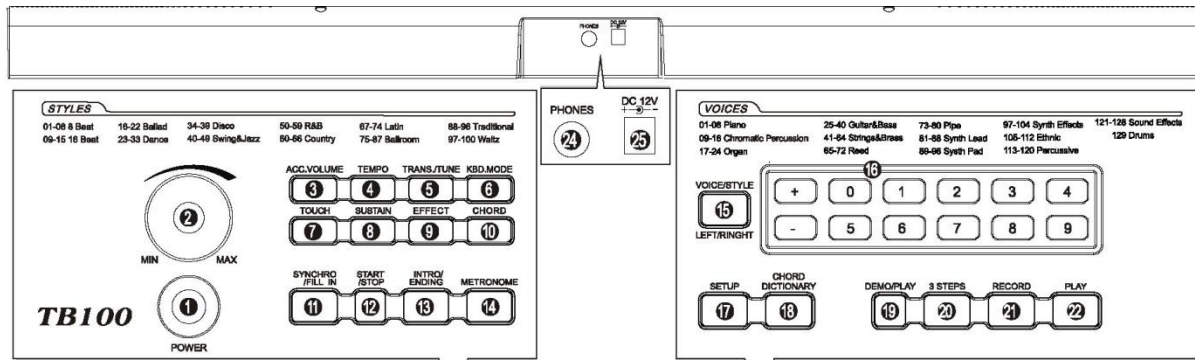
(

).

100

LCD ()

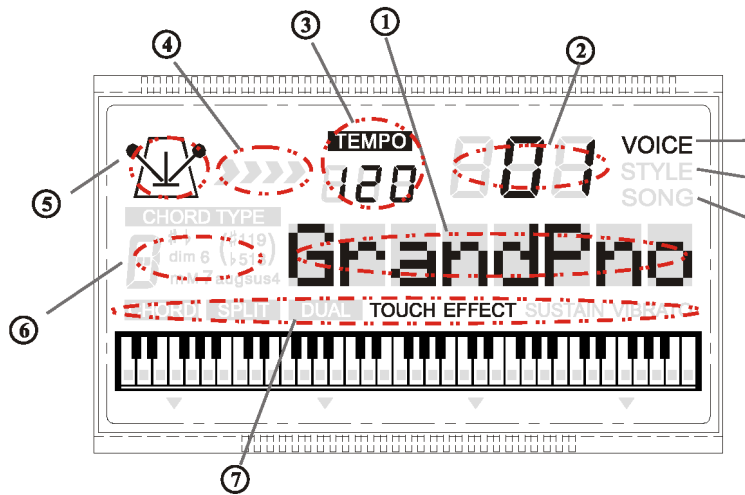
- | | | |
|-----|-------------|-------------|
| 1. | | 17. |
| 2. | | 18. |
| | | 19. |
| 3. | ACC. | 20. 3 Steps |
| | | 21. |
| 4. | | 22. |
| 5. | Trans./Tune | 23. LCD- |
| 6. | KBD. | |
| 7. | | |
| 8. | | 24. Phones |
| 9. | | 25. DC 12V |
| 10. | | |
| 11. | | |
| 12. | / | |
| 13. | / | |
| 14. | | |
| 15. | / | |
| | (/) | |
| 16. | [+] / [-] | [0] - [9] |



LCD

LCD

1. \ /
2. \ /
- 3.
- 4.
- 5.
- 6.
7. : , SPLIT, , , , ,
- 8.
- 9.
- 10.



1. ,

2. ,

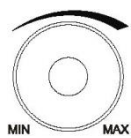
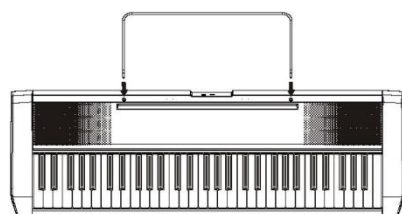
:

,

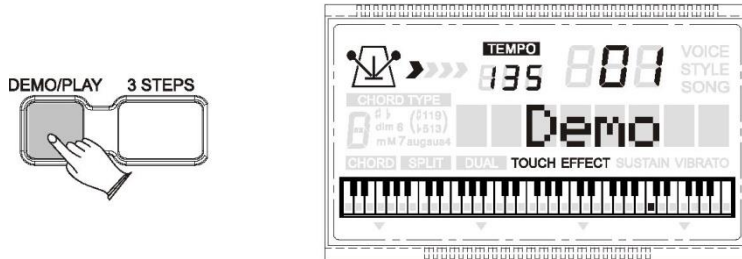
,



:



1. [DEMO / PLAY],



2. [0] ~ [9] [+/-]

01-09 : 01-09

10-99 : 11-99

100-110 : [1] LCD- : 1_

3. [DEMO / PLAY],

128)) , 129 (127 GM (01-


. 32) . (:

, [+] [-]

1 ~ 9 : 01 ~ 09.

10 ~ 99 : 10 ~ 99.

100 ~ 129 : [1] LCD : 1_



/

[VOICE / STYLE]

"3", [VOICE / STYLE]

: , LCD- , [VOICE /

STYLE]

KBD

1) Split

Split

[KBD.MODE], LCD Split, (01
[+] [-]
459).

[KBD.MODE],
Split
[SETUP] "S. Volume" (. . 21)

[SETUP] "S. Point" (. . 24)

2)

VOICE R1.
VOICE R2.

[KBD.MODE] LCD [+]
(01 100). [-]

[KBD.MODE]

[SETUP]

"D.Volume" (. . 22)

:

3

SPLIT/

,

.

DSP (

8

(

02)

[SETUP]

(. .27)

(. .27)

8

.(

00)

[SETUP]

.(. .28)

: (. .28)

[TEMPO]

) [TEMPO]
LCD.

(20-280). (

[+] [-]

[+] [-]

12

(

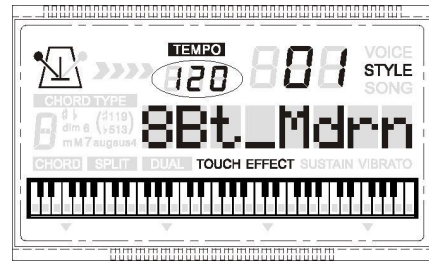
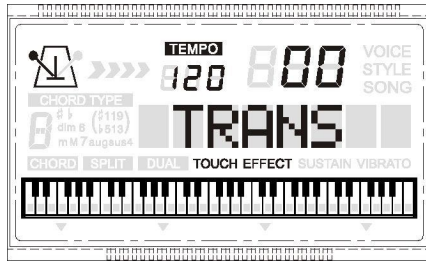
).

[TRANS/TUNE] LCD

[+] [-]

(00).

: TRANS,



50

0,8

(100) 128 (-64-63) (

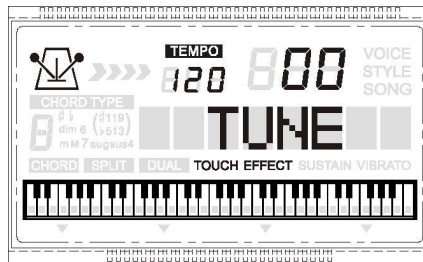
).

[TRANS/TUNE] , LCD

[+] [-]

(:00).

: TUNE,



:

/

3

[TOUCH],

[+] [-]

: FixTouch 100,

[TOUCH],

: Normal),


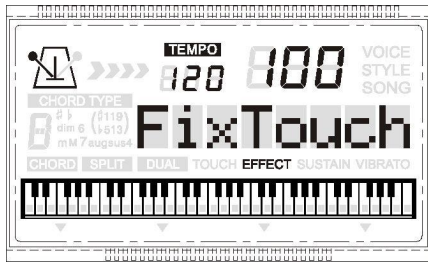
: T: Normal (

[+] [-]

: 0.1

, 0.2

, 0.3



:
Touch,

3

LCD

[SUSTAIN],

Sustain

[SUSTAIN]

Sustain

EFFECT.

LCD

[EFFECT]

[CHORD]



[CHORD]

100

F*2.

[VOICE / STYLE],

: STYLE,

[+] [-]

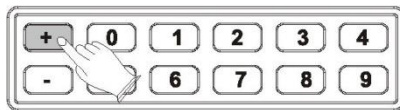
:

01-09 : 01-09.

10-99 : 10-99.

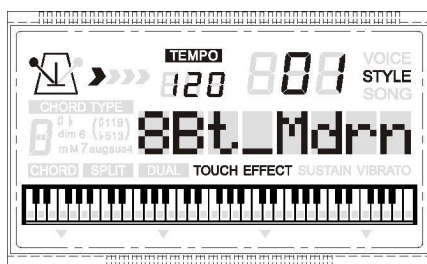
100 : [1]

LCD : 1_.



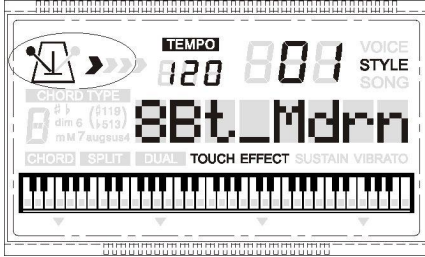
: [VOICE / STYLE],
(.7)

[START / STOP],



[SYNCHRO / FILL IN]

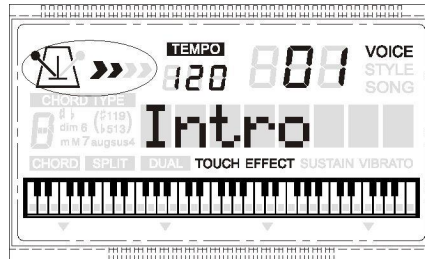
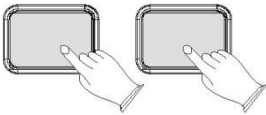
« »,



[Intro / Ending].

[SYNCHRO / FILL IN],

[Intro / Ending],



STOP].

[START /



[Intro / Ending],

Intro / Ending

1.

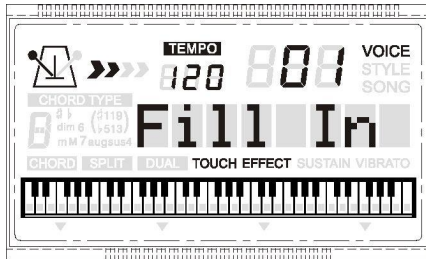
[Intro / Ending],

2.

[Intro / Ending],

Fill In

[SYNCHRO / FILL IN]

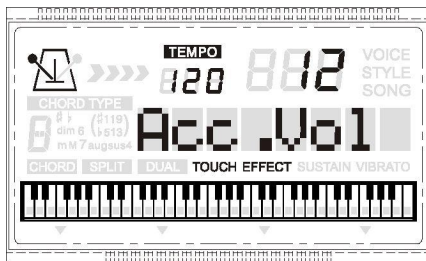


00-31.

[ACC. VOLUME],
[+] [-]

LCD

: Acc. Vol.

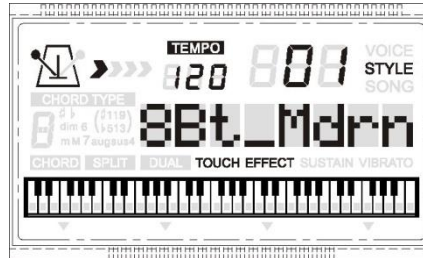


VOLUME,

3

ACC

[METRONOME].



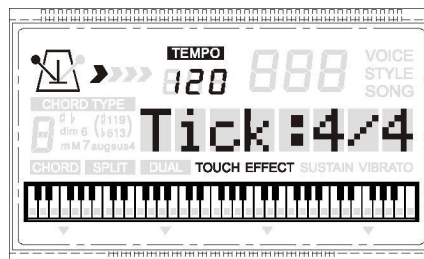
: 2/2, 1/4, 2/4, 3/4, 4/4, 5/4, 6/4, 3/8, 6/8, 7/8, 9/8, 12/8 , (: 4/4)

[METRONOME],

[+] [-]

3

.



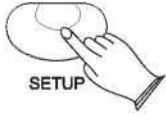
[SETUP],
"M.Volume".

[SETUP]

[+] [-]

	LCD		
	M.Volume	0-127	127
	S. Volume	0-127	127
	D.Volume	0-127	100
	M.Pan	-64-63	0
	S.Pan	-64-63	0
	D.Pan	-64-63	0
	M.Octave	-3-2	0
	S.Octave	-3-2	0
	D.Octave	-3-2	0
	Vibrato	/	
	Tick:4/4	2/2, 1/4, 2/4, 3/4, 4/4, 5/4, 6/4, 3/8, 6/8, 7/8, 9/8, 12/8	4/4
	S.Point	0-60	19
	Reverb	0-8	02
	R.Level	0-127	80
	Chorus	0-8	00
	C.Level	0-127	36
EQ BASS	EQ:Bass	-6-6	00
EQ TREBE1	EQ:Trebel	-6-6	00

[SETUP], "M. Volume ", [+]
 [-] : 0 -127. (: 127)



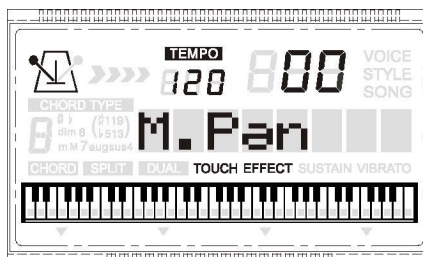
[SETUP], "S. Volume ", [+]
 [-] : 0 -127. (: 127)



[SETUP], "D. Volume ", [+]
 [-] : 0 -127. (: 100)

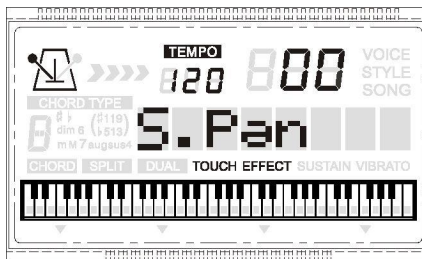


[SETUP], "M. Pan ", [+] [-]
 : -64 63. (: 00)



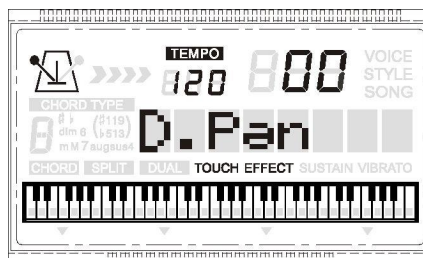
: -64 -1

[SETUP], "S. Pan ", [+], [-]
, : -64 63. (
: 00)



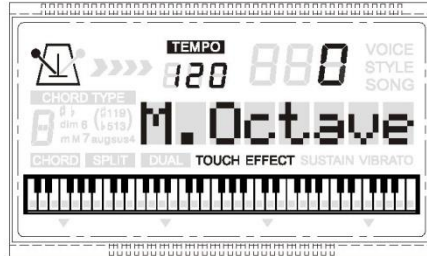

: -64 -1

[SETUP], "D. Pan", [+], [-]
, : -64 ~ 63.
(: 00)

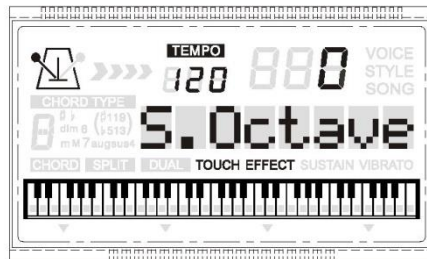



: -64 -1

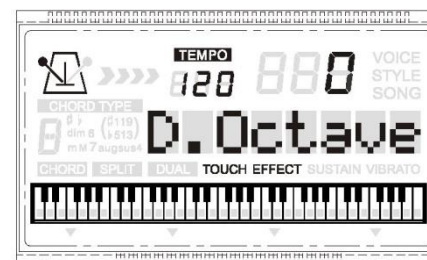

[-] [SETUP], "M. Octave ", [+]
 00) , . : -3 ~ 2. (:



[-] [SETUP], "S. Octave ", [+]
 00) , . : -3 ~ 2. (:



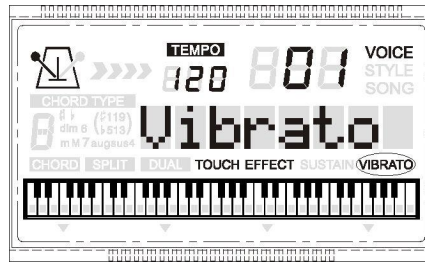
[-] [SETUP], "D. Octave ", [+]
 00) , . : -3 ~ 2. (:



[SETUP],

"Vibrato",

[+] [-]
: OFF).



[SETUP],

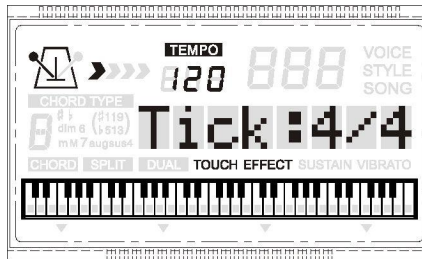
"Tick 4/4",

[+] [-]

4,6 / 4, 3/8, 6/8, 7/8, 9 / 8,12 / 8. (

: 2 / 2,1 / 4, 2/4, 3 / 4,4 / 4, 5 /

: 4/4)



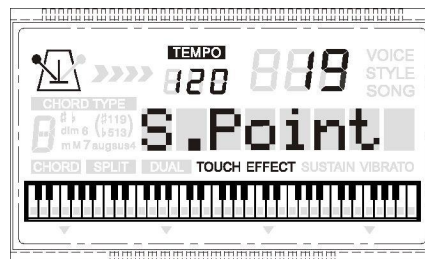
[SETUP],

"S. Point ",

[+] [-]

: 19)

: 0 ~ 60. (

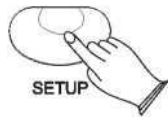


[SETUP],

"Reverb",

: 0 ~ 8. (

[+] [-]
: 02)



"00 Reverb".

[SETUP],

"R.Level",

: 0-127. (

[+] [-]
: 80)



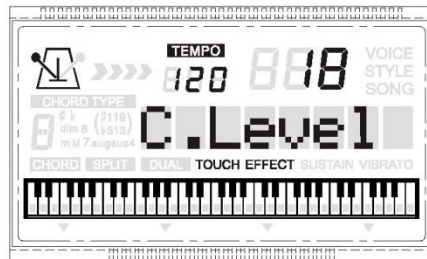

[SETUP],

"Chorus",

: 0 ~ 8. (

[+] [-]
: 00)

"00 Chorus"

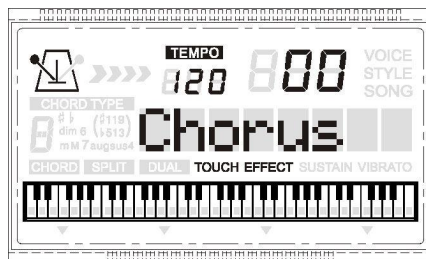


[SETUP],

"C.Level",

[-]
: 36)

[+]
: 0-127. (



EQ Bass

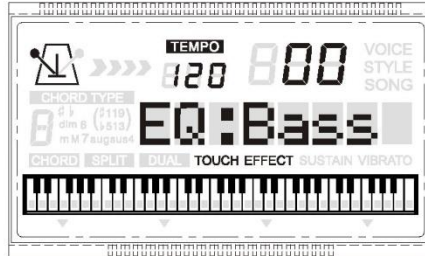

EQ Bass

[SETUP],

"EQ Bass",

: -6 ~ 6. (

[+] [-]
: 00)



:

-6 -1

EQ

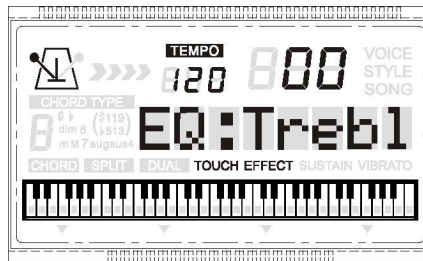
EQ

[SETUP],

"EQ Trebl",

: -6 ~ 6. (

[+] [-]
: 00)



:

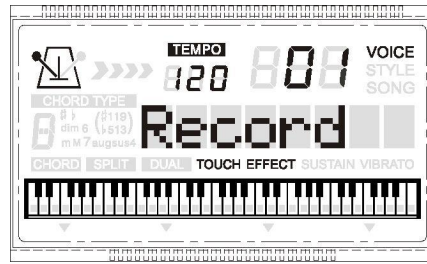
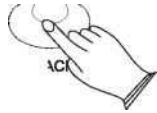
-6 -1

[RECORD],

: Record.

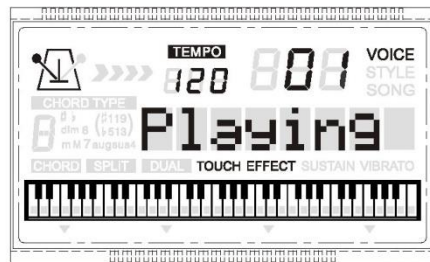
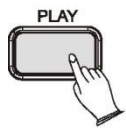
[RECORD]

: End.



[PLAY],

[PLAY]



1

[3 STEPS],

Lesson1R

1

2

[3 STEPS]

Lesson2R

2

3

[3 STEPS]

"Lesson3R"

3

5

LCD

3

LCD

LCD

LCD

[3 STEPS].

: Lesson 1R.

[3 STEPS]

[/]

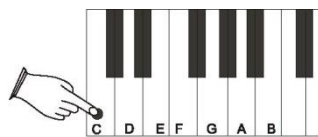
"R":

"L":

[DEMO / PLAY]

[CHORD DICTIONARY]

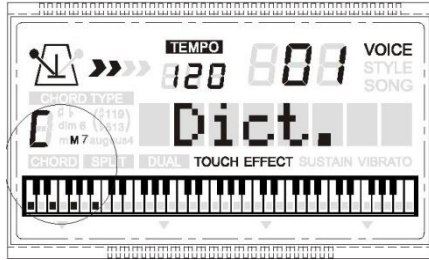
C # / Db D # / Eb F # / G # Gb / Ab A # / Bb



Select the Chord Type

LCD

LCD



1.

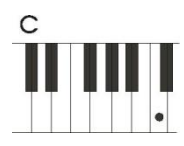
, , -
,
.

2.

"C"

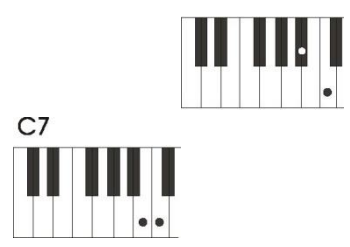
, C-

« » , (. . "C" C).



3.

4.



5.



6.

	NormalVoicing	Display
#	1-3-5	C
[6]	1-(3>5-6	C6
[M7]	1-3-(5)-7 or 1-(3>5-7	CM7
[M7(#11)]	1-(2)-3-4-(5)-7 or 1-2-3-4-(5)-7	CM7(*11)
[(9)]	1-2-3-5	C(9)
[M(9)]	1-2- 5	CM7(9)
)]	1-2-3-(5)-6	C6(9)
[a>g]	1-3-5	Caug
[m]	1-3-5	Cm
[m6]	1-3-5-6	Cm 6
[m7]		Cm7
[m7b5]	1- 5- 7	Cm7 ^{b5}
	1-2- 3-5	Cm(9)
[m7(9)]	1-2- 3-(5)- 7	Cm7(9)
[m7(11)]	1-(2)- 3-4- 5-(7)	Cm7(11)
[mM7]	1-3-(5)-7	CmM7
[mM(9)]	1-2-3-(5)-7	CmM7(9)
[dim]	1- 3-5	Cdim
[dim7]	1-3-5-6	Cdim7
[7]	1-3-(5)-7 or 1-(3)-5-7	CL
[7sus4]	1-4-(5)-7	C7sus4
[7(9)1]	1-2-3-(5)- 7	C7(9)
[7(#11)]	1-(2)-3- 5)- 7 1-2-3-4-(5)- 7	C7(*11)
[7(13)]	1-3-(5)-6-7	C7(13)
[7(b9)]	1-2-3-(5)-7	C7 ^{b9}
[7(b13>)]	1- 3-5-6 -7	07(73)
[7(#9)]	1-2-3-(5)-7	C7 ^{#9}
[M7aug]	1-(3)-5-7	CM7aug
[7 aug]	1-3-5-7	C7aug
[sus4]	1-4-5	Csus4
[1+2+5]	1-2-5	C



Cm7#11



Cm9



C9



Cdim7



C7b9



C1+2+5



C79



Cm7aug



C1+2+5



C79



Cm9



Cm



Cm7b5



Cm11



CmM9



C7



C7#11



C7b13



C7#9



Этот инструмент будет в состоянии обнаружить определенные инверсии аккорда, однако, из-за того, что некоторые аккорды могут называться по-разному в зависимости от инверсии, некоторые аккорды, такие как M7, m7 b5, 6, m6, sus4, dim7, 6 aug, (9), (m7 11), 1 + 2 + 5 нужно быть воспроизведен в положении корневой правильно производить нужный аккорд. (Примером этого является аккорд А минор 7 разделяет те же ноты, как аккорд C6th, разница в порядке позиций нот).

Список тембров

1. Voice List

No.	TONE	No.	TONE	No.	TONE
Piano		50	Ensemble	100	Fx 4 (Atmosphere)
01	Acoustic Grand Piano	51	Synth Strings 1	101	Fx 5 (Brightness)
02	Bright Acoustic Piano	52	Synth Strings 2	102	Fx 6 (Goblins)
03	FM E.PIANO	53	Choir Aahs	103	Fx 7 (Echoes)
04	Honky-Tonk Piano	54	Voice Oohs	104	Fx 8 (Fantasia)
05	Electric piano 1	55	Synth Voice	Ethnic	
06	Electric Piano 2	56	Orchestra Hit	105	Sitar
07	Harpsichord	Brass		106	Banjo
08	Clavi	57	Trumpet	107	Shamisen
Chromatic Percussion		58	Trombone	108	Koto
09	Celesta	59	Tuba	109	Kalimba
10	Glockenspiel	60	Muted Trumpet	110	Bagpipe
11	Music Box	61	French Horn	111	Fiddle
12	Vibraphone	62	Brass Section	112	Shanai
13	Marimba	63	Synth Brass 1	Percussive	
14	Xylophone	64	Synth Brass 2	113	Tinkle Bell
15	Tubular Bells	Reed		114	Agogo
16	Dulcimer	65	Soprano Sax	115	Steel Drums
Organ		66	Alto Sax	116	Woodblock
17	Drawbar Organ	67	Tenor Sax	117	Taiko Drum
18	Percussive Organ	68	Baritone Sax	118	Melodic Tom
19	Rock Organ	69	Oboe	119	Synth Drum
20	Church Organ	70	English Horn	120	Reverse Cymbal
21	Reed Organ	71	Bassoon	Sound Effects	
22	Accordion	72	Clarinet	121	Guitar Fret Noise
23	Harmonica	Pipe		122	Breath Noise
24	Tango Accordion	73	Piccolo	123	Seashore
Guitar		74	Flute	124	Bird Tweet
25	Acoustic Guitar(Nylon)	75	Recorder	125	Telephone Ring
26	Acoustic Guitar (Steel)	76	Pan Flute	126	Helicopter
27	Electric Guitar (Jazz)	77	Blown Bottle	127	Applause
28	Electric Guitar (Clean)	78	Shakuhachi	128	Gunshot
29	Electric Guitar(Muted)	79	Whistle		
30	Overdriven Guitar	80	Ocarina		
31	Distortion Guitar	Synth Lead			
32	Guitar Harmonics	81	Lead 1 (Square)		
Bass		82	Lead 2 (Sawtooth)		
33	Upright Bass	83	Lead 3 (Calliope)		
34	Electric Bass	84	Lead 4 (Chirp)		
35	Pick Bass	85	Lead 5 (Charang)		
36	Fretless Bass	86	Lead 6 (Voice)		
37	Slap Bass 1	87	Lead 7 (Fifth)		
38	Slap Bass 2	88	Lead 8 (Bass+Lead)		
39	Synth Bass 1	Synth Pad			
40	Synth Bass 2	89	Pad 1 (New Age)		
Strings		90	Pad 2 (Warm)		
41	Violin	91	Pad 3 (Polysynth)		
42	Viola	92	Pad 4 (Choir)		
43	Cello	93	Pad 5 (Bowled)		
44	Contrabass	94	Pad 6 (Metallic)		
45	Tremolo Strings	95	Pad 7 (Halo)		
46	Pizzicato Strings	96	Pad 8 (Sweep)		
47	Orchestral Harp	Synth Effects			
48	Timpani	97	Fx 1 (Rain)		
Ensemble		98	Fx 2 (Soundtrack)		
49	Strings	99	Fx 3 (Crystal)		

NO	STYLE NAME	NO	STYLE NAME	NO	STYLE NAME
8 BEAT		35	LATIN DISCO	70	MAMBO
01	8BEAT MODERN	36	DISCO	71	SALSA
02	MERSEY BEAT	37	DISCO PARTY	72	BEGUINE
03	SURF POP	38	DISCO FEVER	73	REGGAE
04	8BEAT	39	NEWYORK DISCO	74	SWINGY REGGAE
05	60'S ROCK	SWING&JAZZ		BALLROOM	
06	HARD ROCK	40	BIG BAND FAST	75	DANCE BAND
07	ROCK SHUFFLE	41	BIG BAND MID	76	ENGLISH WALTZ
08	80'S ROCK	42	BIG BAND BALLD	77	FOXTROT
16 BEAT		43	JAZZ CLUB	78	QUICK FOXTROT
09	16BEAT1	44	SWING	79	QUICKSTEP
10	16BEAT2	45	JAZZ BALLAD	80	TANGO
11	POP SHUFFLE	46	DIXIE AND	81	HABENERA TANGO
12	GUITAR POP	47	RAGTIME	82	PASODOBLE
13	JAZZ ROCK	48	STRIDE PIANO	83	SAMBA
14	SWING FUNK	49	MODERN JAZZ	84	CHACHA
15	POP ROCK	R&B		85	JIVE
BALLAD		50	SOUL	86	RHUMBA
16	PIANO BALLAD	51	DETROIT POP	87	VIENNESE WALTZ
17	LOVE SONG	52	RHYTHM&BLUES	TRADITIONAL	
18	6/8 MODERN	53	6/8 SOUL	88	2/4 MARCH
19	6/8 SLOW ROCK	54	TWIST	89	6/8 MARCH
20	SHOW BALLAD	55	ROCK&ROLL	90	2/4 POLKA
21	POP BALLAD	56	BOOGIEWOOGIE	91	6/8 POLKA
22	16BEAT BALLAD	57	6/8 BLUES	92	TARANTELLA
DANCE		58	3/4 GOSPEL	93	SIRTAKI
23	RAP	59	GOSPEL SHUFFLE	94	SCOTTISH REEL
24	DANCE POP	COUNTRY		95	HAWAIIAN
25	HOUSE	60	COUNTRY 8 BEAT	96	MARIACHI
26	SWING HOUSE	61	COUNTRY POP	WALTZ	
27	CLUB DANCE	62	COUNTRY SWING	97	SWING WALTZ
28	CLUB LATIN	63	COUNTRY 2 STEP	98	JAZZ WALTZ
29	GARAGE	64	COUNTRY BALLAD	99	WALTZ
30	TECHNO	65	BLUE GRASS	100	FRENCH WALTZ
31	DANCE 8BEAT	66	COUNTRY WALTZ		
32	HIP HOP	LATIN			
33	CHILL OUT	67	MERENGUE		
DISCO		68	BOSSANOVA		
34	70'S DISCO	69	POP BOSSA		

É	
É	
É	32 Split Voice,
É	Auto Volume ? LCD- ? CHORD
É	
É	() ;
É	6
É	
É	
É	

:
: 61
: LCD
: 32
: 129 PCM
:
: (8), /

EQ: BASS: [-6, + 6], : [-6, + 6].

: 100

: Synchro, Start/stop, Intro/Ending, Ace. Volume.

: , , , , 3

: 10 + 100

: 3 /

:
:

: DC 12 V,

: Ydl20: 6W / 4Q * 2

(x x): **945 * 100 * 304**

: **4.3**