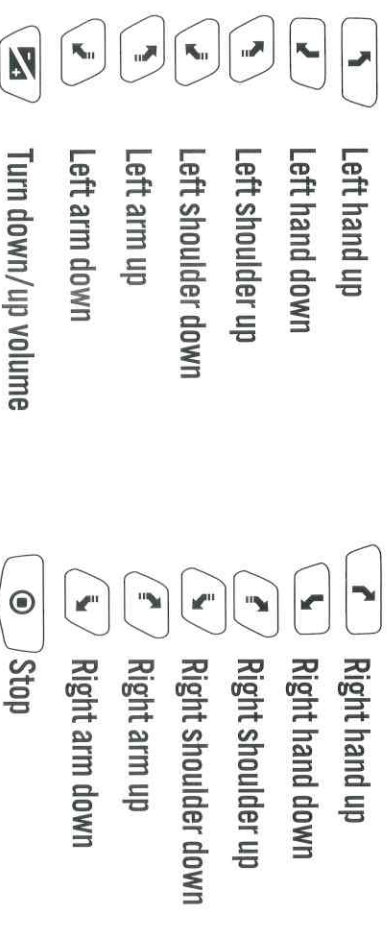



REMOTE CONTROL FUNCTION

1. BASIC FUNCTIONS



2. MUSIC

Press the "music" button, the robot will perform a dance with music.
There are 8 music in total.




3. GYMNASTICS

By pressing the "Gymnastics" button, the robot move around while making sounds.
There are two different gymnastics.
To switch among them, press the "gymnastics" button again.



5. TURN ON/OFF

Switch on the ON/OFF button on the back of the robot to start the robot.
The robot introduce himself performing some movements and sounds.
Note: The robot should stay on the floor.




6. STANDBY

The Standby button is for wake up or to go into Standby mode.



7. RECORDING/MESSAGE

- 1) Long press the Recording button on the robot and the robot will start recording after "beep".
- 2) You can record whatever you want to say, short press the recording button to end the recording, or up to 15 seconds to end the recording.
- 3) Press the Message button to play the message recorded.



8. TOUCH SENSITIVE

When you touch the head of the robot, the robot will play a loop of sound effect, a total of five sounds effects.

