

## AR Gun-The Guardian

DREAMLOCK

Отсканируйте  
этот QR код и  
скачайте приложение



Scan and download the App

1

Go to **App store or Google Play**

Search for "AR Gun The Guardian"  
download the app for the Guardian



Либо найдите в App store/Google Play «AR Gun The Guardian»,  
скачайте приложение до пистолета. С другими приложениями  
он может не работать.

2

### GET THE GUARDIAN READY

Unscrew the battery cover;  
Load 2 X AAA batteries, and close the battery cover;  
Pull the trigger 3 second to power it on.

Откройте отсек для батареек

Вставьте 2 батарейки  
типа AAA правильной  
полярностью и закройте  
отсек крышкой.

Жмите на курок в течение 3 секунд,  
чтобы включить пистолет. На пистолете  
загорится светодиод синего цвета.



3


### CONNECTION

Enable the Bluetooth of your smartphone;  
Wait for automatic connection.

Включите Bluetooth на своем телефоне.  
Зайдите в приложение и ждите подключения.  
Либо сперва подключитесь к AR GUN вручную.



Waiting for Connection

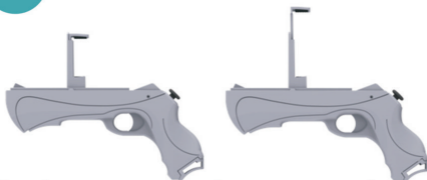


Main Interface(Connected)

4

### PHONE INSTALLATION

Pull open the phone holder to fit your smartphone in.



Откройте держатель для телефона, расположенный сверху.  
Установите телефон.


5

### LET THE GAME BEGIN

Choose the difficulty level from 1 to 8 by tapping on the screen;  
Use the smartphone's screen as monitor and shoot by pulling trigger.

**Да начнется битва!**

Выбирайте уровень сложности от 1 до 8, нажимая на  
экран телефона. Используйте экран телефона как  
монитор и стреляйте нажатием на курок.



#### Precaution

- To reduce the risk of damage or injury, do not attempt to disassemble the shell unless with technical assistance
- Do not place the Guardian near any heat sources
- Remove batteries when the Guardian will not be used for a long time

#### Warranty

This product is warranted against defects in materials and workmanship under normal use by the original purchaser for 30 days after the date of purchase from an authorized retailer. THERE ARE NO OTHER EXPRESS WARRANTIES.

#### EXCLUSIONS AND LIMITATIONS

This warranty does not cover: (a) damage or failure caused by or attributable to abuse, misuse, failure to follow instructions, improper installation or maintenance, alteration, accident, Acts of God (such as floods or lightning), or excess voltage or current; (b) improper or incorrectly performed repairs by non-authorized service facilities; (c) consumables such as fuses or batteries; (d) ordinary wear and tear or cosmetic damage; (e) transportation, shipping or insurance costs; (f) costs of product removal, installation, set-up service, adjustment or reinstallation; (g) claims by persons other than the original purchaser; and (h) 2nd hand purchase or purchase from a non-authorized seller/distributor

#### Support

For any inquiries or comment concerning our products, please contact us at [jonathan@toys.com](mailto:jonathan@toys.com). If you have an order number, please include it as reference. We will try to respond to your inquiry as fast as possible.