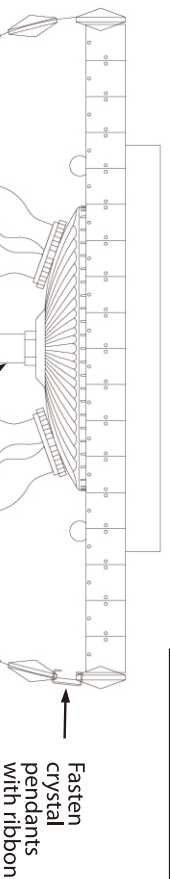
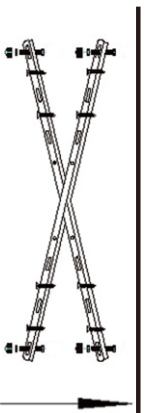
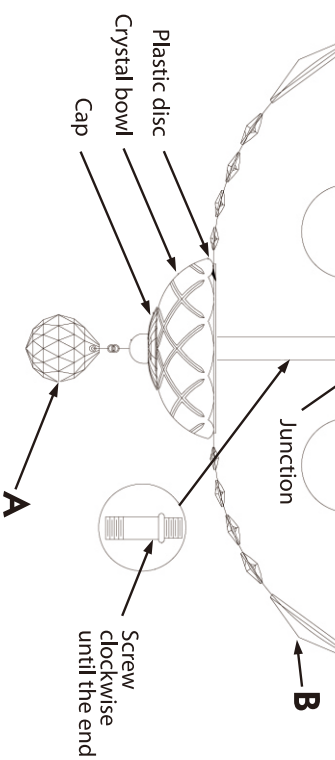


Instruction

Collection: Diamant crystal
 Series: Basfor
 Model: DIA100-CL-03-G
 Pendant lamp

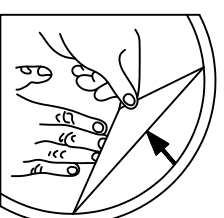


A = 1
 B = 40

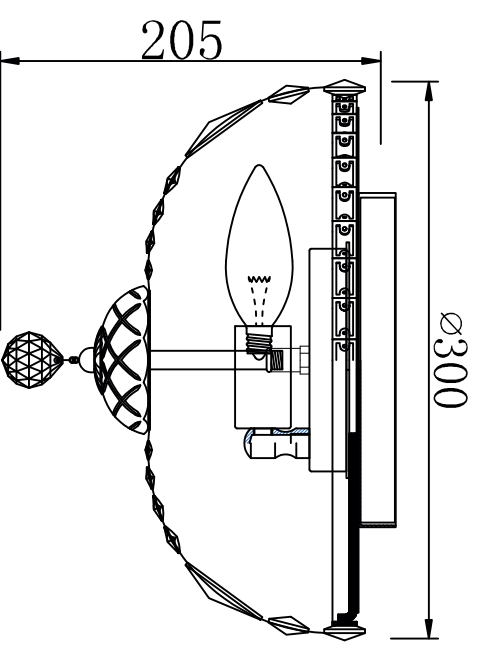


Step by step action:
 Place the chandelier.
 Screw lamps (not included)
 Check the chandelier - light on all lamps
 Place the handset and Hang crystal ball (part A)
 Place crystal pendants (part B)

Place the handset firmly fix it.
 Then put in the following sequence:
 - plastic disc
 - crystal bowl
 - cap
 - hang crystal ball (part A)



REMOVE COVER
 BEFORE USING LAMP



– Pendant lamp



3 x E14 (60w)

MAYTONI
 DECORATIVE LIGHTING

www.maytoni.de