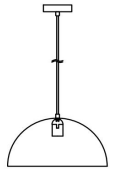
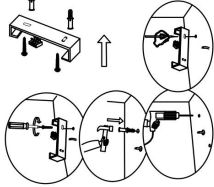
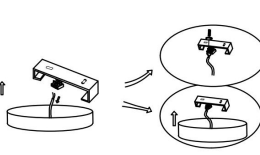
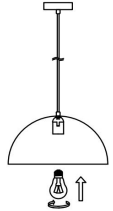
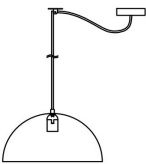
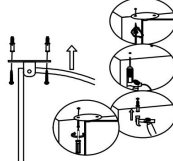
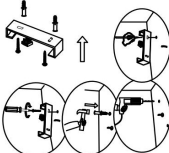
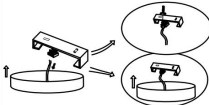
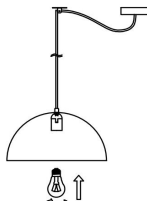
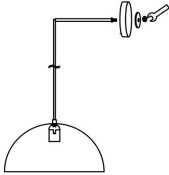
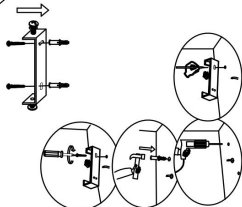
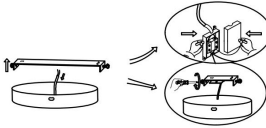
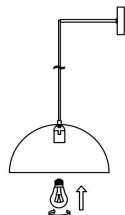



<p>A</p>  <p>NO.1</p>	<p>A</p>  <p>NO.2</p>	<p>A</p>  <p>NO.3</p>	<p>A</p>  <p>NO.4</p>	
<p>B</p>  <p>NO.1</p>	<p>B</p>  <p>NO.2</p>	<p>B</p>  <p>NO.3</p>	<p>B</p>  <p>NO.4</p>	<p>B</p>  <p>NO.5</p>
<p>C</p>  <p>NO.1</p>	<p>C</p>  <p>NO.2</p>	<p>C</p>  <p>NO.3</p>	<p>C</p>  <p>NO.4</p>	

Technical drawings showing dimensions for three installation configurations:

- A:** Vertical installation. Top mounting bracket diameter: $\varnothing 100$. Total height: 200-3000. Shade diameter: $\varnothing 350$. Shade height: 175.
- B:** Curved arm installation. Top mounting bracket diameter: $\varnothing 100$. Arm length: 200-2000. Shade diameter: $\varnothing 350$. Shade height: 175.
- C:** Horizontal arm installation. Top mounting bracket diameter: $\varnothing 100$. Arm length: 200. Shade diameter: $\varnothing 350$. Shade height: 175.



1xE27 40W

Модель: MOD168PL-01B
 Коллекция: Modern
 Серия: Серия - 167
 Подвесной светильник