

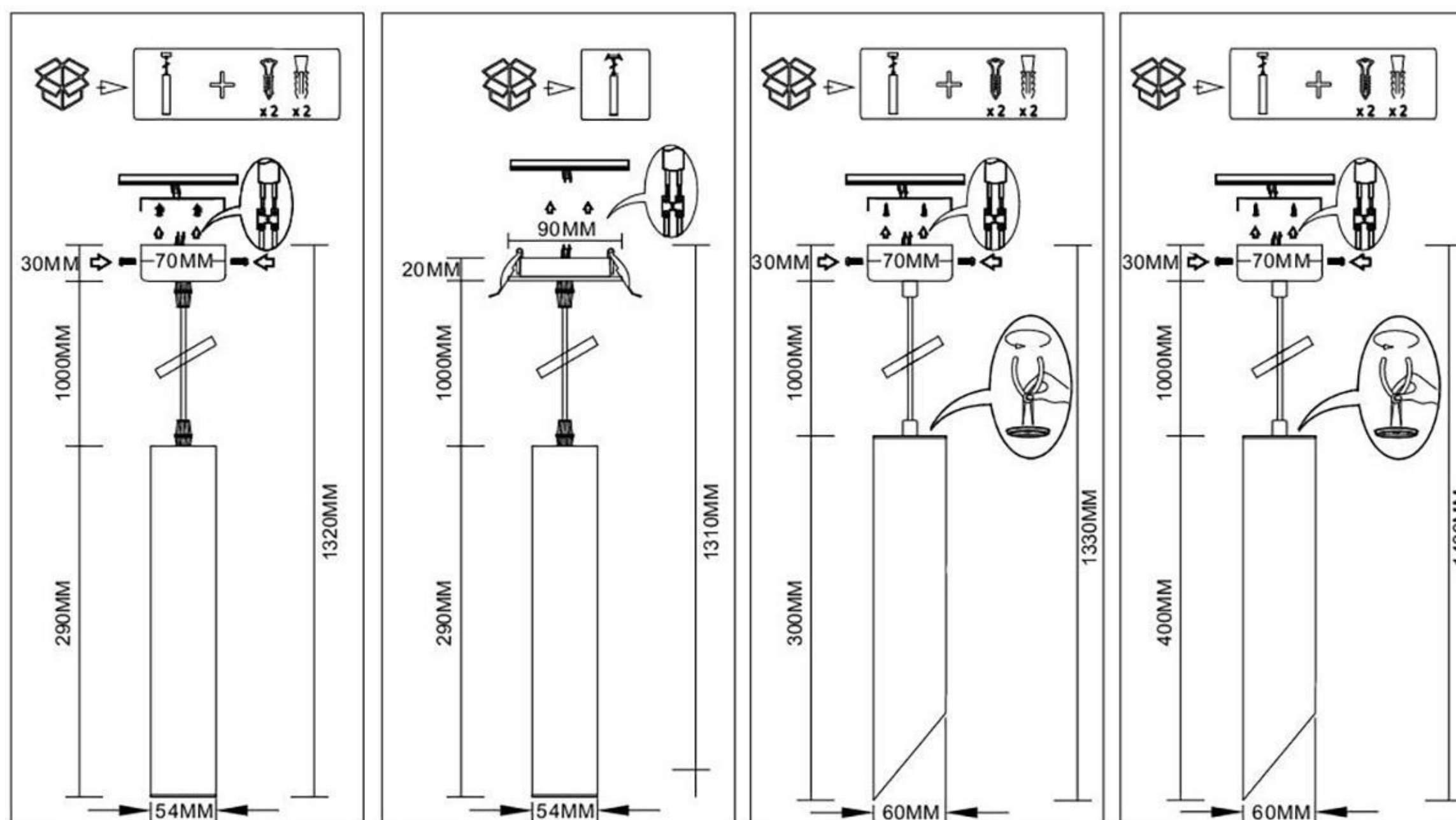


# Pendant light/Светильник подвесной Assembly Instruction

ST LUCE


## Артикул/Article

ST151.403.01 ST151.408.01 ST151.503.01 ST151.508.01 ST151.303.01 ST151.308.01  
ST152.503.01 ST152.403.01 ST152.513.01 ST152.413.01

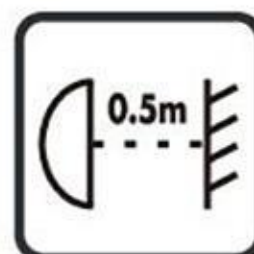


### Warning:

When replacing a halogen lamp, wait for it to cool, for a minimum of 5 minutes.



220V  
50Hz



Вопросы и предложения: E-mail: [info@stluce.ru](mailto:info@stluce.ru) [www.stluce.ru](http://www.stluce.ru)