Скамья для мышц спины Leco-IT Home

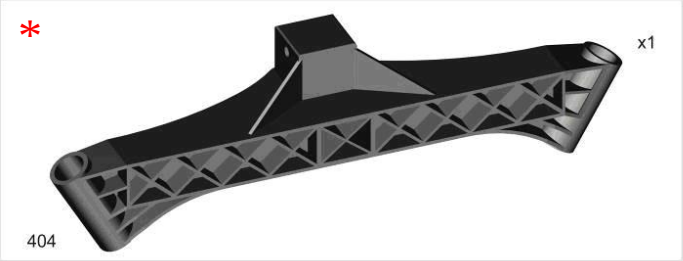



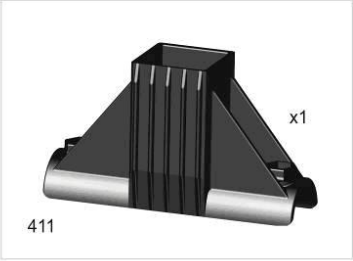

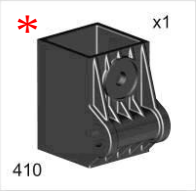

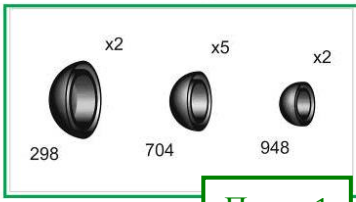



Пакет 1

* перед надеванием на трубу подержите деталь 1 минуту в кипятке

Place plastic bracket in boiling water for 1 minute for easy fitting. Take extreme care to avoid scalding

Перед началом сборки надо вырезать таблички с номерами, изображениями в масштабе 1:1 и количествами болтов, винтов, гаек и шайб и сделать их сортировку, это резко облегчит сборку.
Before the assembly cut out the pieces with the numbers showing the image at 1:1 and the quantities of the bolts, screws and washers. Sort them out. It will make the assembly significantly easier.

Пакет 2

крепеж
fastener

№	изображение в масштабе 1:1 image at 1:1	кол-во quantity
2		x1
3	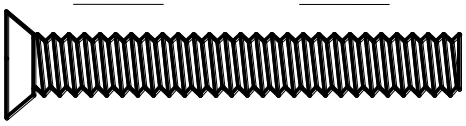	x4
4	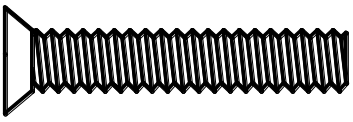	x4
5		x4
6	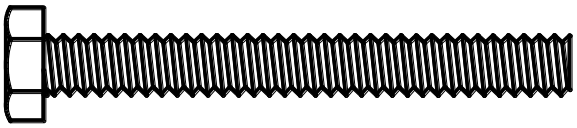	x1
7		x1
8	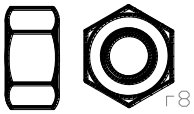	x9
9		x1

№	изображение в масштабе 1:1 image at 1:1	кол-во quantity
10	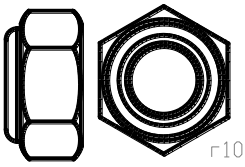	x1
11	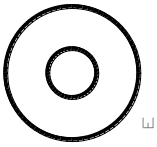	x2
12		x4
13		x2
14	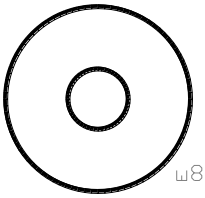	x9

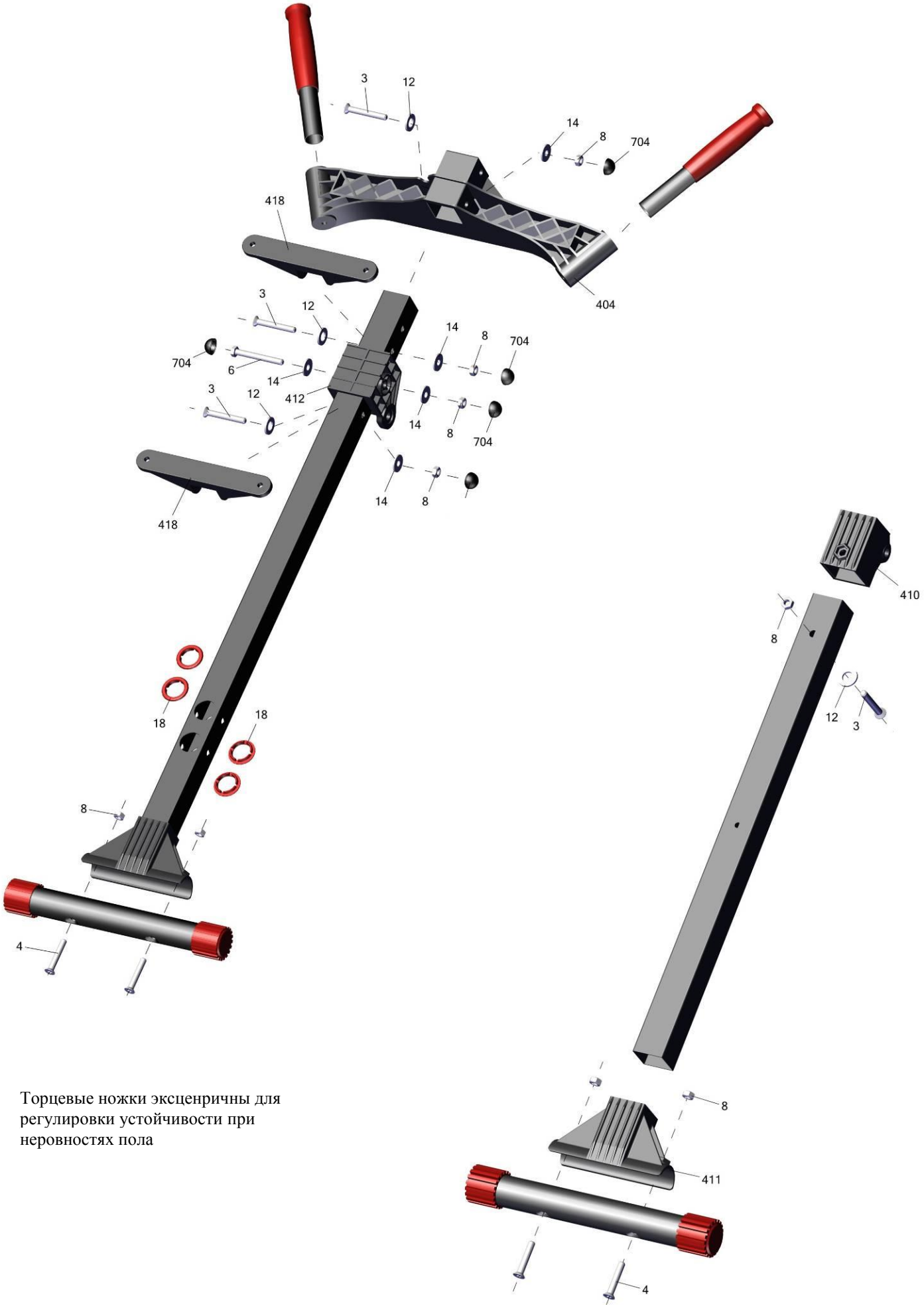

Торцевые ножки эксценричны для регулировки устойчивости при неровностях пола

Электронный тренер гп040501
приобретаются отдельно

298
10
13
948
11
7
445
13
2
298
14
5
11
9
948
040130.5